

Coronavirus: summary for Bay County

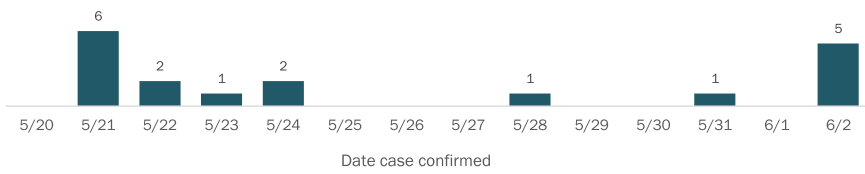
Data for Jun 3, 2020 (verified at 10 AM)

Data in this report are provisional and subject to change.

Confirmed cases

Total cases	105
Florida residents	103
Non-Florida residents	2
Gender for Florida residents	
Men	59
Women	44
Unknown	0
Age for Florida residents	
Range	2 - 93
Median age	47

Cases confirmed in Florida residents per day



Race, ethnicity	Cases	Hospitalizations	Deaths
White	79 (77%)	8 (62%)	3 (100%)
Hispanic	23 (22%)	1 (8%)	0 (0%)
Non-Hispanic	54 (52%)	7 (54%)	3 (100%)
Unknown ethnicity	2 (2%)	0 (0%)	0 (0%)
Black	12 (12%)	3 (23%)	0 (0%)
Hispanic	0 (0%)	0 (0%)	0 (0%)
Non-Hispanic	12 (12%)	3 (23%)	0 (0%)
Unknown ethnicity	0 (0%)	0 (0%)	0 (0%)
Other	7 (7%)	2 (15%)	0 (0%)
Hispanic	4 (4%)	1 (8%)	0 (0%)
Non-Hispanic	2 (2%)	1 (8%)	0 (0%)
Unknown ethnicity	1 (1%)	0 (0%)	0 (0%)
Unknown race	5 (5%)	0 (0%)	0 (0%)
Hispanic	0 (0%)	0 (0%)	0 (0%)
Non-Hispanic	0 (0%)	0 (0%)	0 (0%)
Unknown ethnicity	5 (5%)	0 (0%)	0 (0%)
Total	103	13	3

Outcomes for Florida residents

Bay	
Hospitalizations	13 (13% of all cases)
Deaths	3 (3% of all cases)

Statewide

Hospitalizations	10,525 (18% of all cases)
Deaths	2,566 (4% of all cases)

Cases in facility staff/residents

Bay	
Long-term care	8 (8% of all cases)
Correctional	3 (3% of all cases)

Statewide

Long-term care	9,416 (16% of all cases)
Correctional	2,705 (5% of all cases)

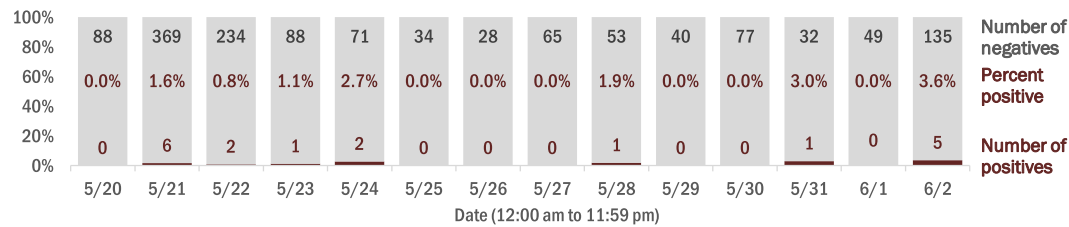
Hospitalization counts include anyone who was hospitalized at some point during their illness. It does not reflect the number of people currently hospitalized.

Other race includes any person with a race of American Indian/Alaskan native, Asian, native Hawaiian/Pacific Islander, or other.

Laboratory testing for Florida residents and non-Florida residents over the past 2 weeks

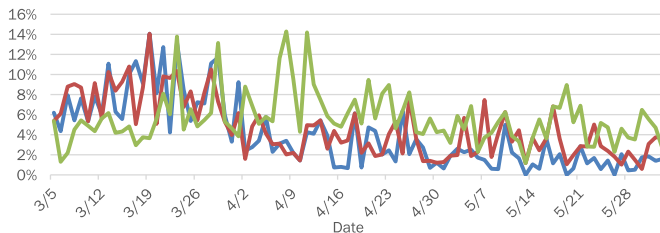
Number and percent of positive labs

These counts include the number of people for whom the department received laboratory results by day. This percent is the number of people who test positive for the first time divided by all the people tested that day, excluding people who have previously tested positive.

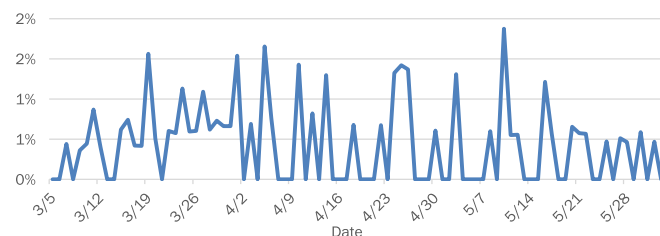


Emergency department (ED) chief complaint and admission data for Bay County

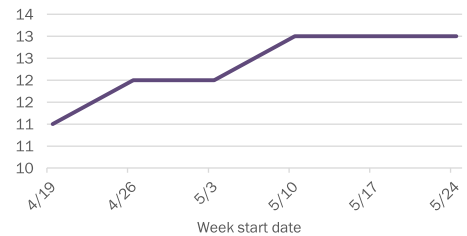
Daily percent of ED visits mentioning cough, fever, or shortness of breath



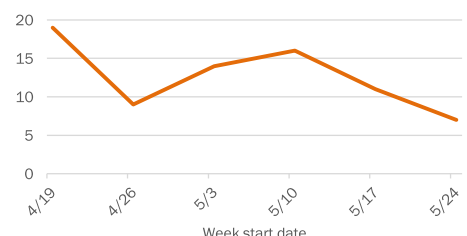
Daily percent of ED visits resulting in cough-associated admissions



Weekly count of ED visits for influenza-like illness



Weekly count of ED visits for COVID-like illness



The Electronic Surveillance System for the Early Notification of Community-Based Epidemics (ESSENCE-FL) includes chief complaint data from 211 of 212 Florida EDs. Data are transmitted electronically to ESSENCE-FL daily or hourly.