

COVID-19: summary for Bay County

Data through Aug 13, 2020 verified as of Aug 14, 2020 at 09:25 AM

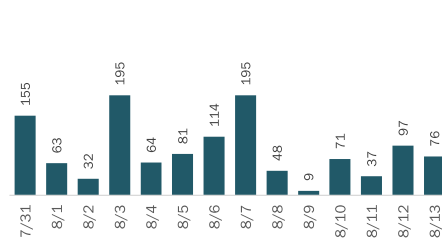
Data in this report are provisional and subject to change.

Cases: people with positive PCR or antigen test result

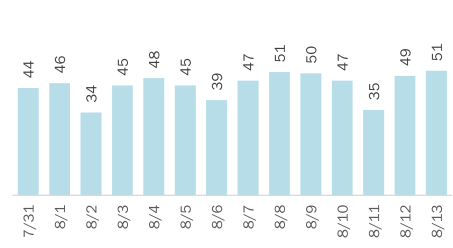
Total cases	4,720
Florida residents	4,646
Non-Florida residents	74
Type of case	
PCR positive	4,132
Antigen positive	514
Gender for Florida residents	
Men	2,324
Women	2,270
Unknown	52
Age for Florida residents	
Range	0 - 99
Median age	41

Cases in Florida residents by date case confirmed

Cases



Median age



Race, ethnicity	Cases	Hospitalizations	Deaths
White	2,522 (54%)	156 (69%)	47 (77%)
Hispanic	216 (5%)	11 (5%)	2 (3%)
Non-Hispanic	2,151 (46%)	142 (63%)	43 (70%)
Unknown ethnicity	155 (3%)	3 (1%)	2 (3%)
Black	465 (10%)	41 (18%)	8 (13%)
Hispanic	6 (0%)	0 (0%)	0 (0%)
Non-Hispanic	421 (9%)	41 (18%)	8 (13%)
Unknown ethnicity	38 (1%)	0 (0%)	0 (0%)
Other	557 (12%)	21 (9%)	4 (7%)
Hispanic	99 (2%)	8 (4%)	1 (2%)
Non-Hispanic	260 (6%)	13 (6%)	3 (5%)
Unknown ethnicity	198 (4%)	0 (0%)	0 (0%)
Unknown race	1,102 (24%)	7 (3%)	2 (3%)
Hispanic	17 (0%)	1 (0%)	0 (0%)
Non-Hispanic	36 (1%)	1 (0%)	0 (0%)
Unknown ethnicity	1,049 (23%)	5 (2%)	2 (3%)
Total	4,646	225	61

Outcomes for Florida residents

Bay	
Hospitalizations	225 (5% of all cases)
Deaths	61 (1% of all cases)
New deaths	9

Statewide

Hospitalizations	33,155 (6% of all cases)
Deaths	9,141 (2% of all cases)
New deaths	228

New deaths are those identified since last report.

Cases in facility staff/residents

Bay	
Long-term care	227 (5% of all cases)
Correctional	378 (8% of all cases)

Statewide

Long-term care	33,090 (6% of all cases)
Correctional	17,430 (3% of all cases)

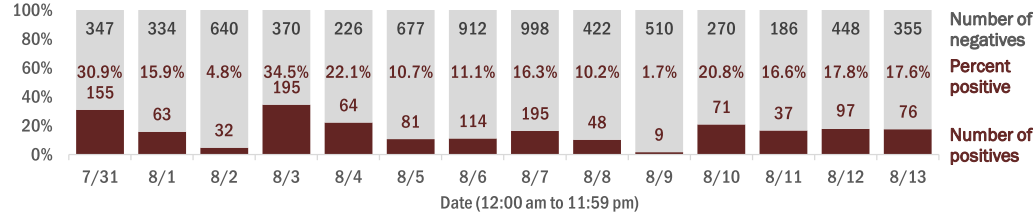
Age group	All cases	New cases (8/13)	Hospitalizations	Deaths
0-4 years	55 (1%)	1 (1%)	0 (0%)	0 (0%)
5-14 years	88 (2%)	2 (3%)	0 (0%)	0 (0%)
15-24 years	717 (15%)	7 (9%)	5 (2%)	0 (0%)
25-34 years	894 (19%)	10 (13%)	8 (4%)	0 (0%)
35-44 years	780 (17%)	7 (9%)	14 (6%)	2 (3%)
45-54 years	807 (17%)	14 (18%)	33 (15%)	3 (5%)
55-64 years	648 (14%)	17 (22%)	41 (18%)	10 (16%)
65-74 years	385 (8%)	10 (13%)	51 (23%)	18 (30%)
75-84 years	191 (4%)	3 (4%)	51 (23%)	16 (26%)
85+ years	63 (1%)	2 (3%)	22 (10%)	12 (20%)
Unknown	18 (0%)	3 (4%)	0 (0%)	0 (0%)
Total	4,646	76	225	61

Hospitalization counts include anyone who was hospitalized at some point during their illness. It does not reflect the number of people currently hospitalized.
Other race includes any person with a race of American Indian/Alaskan native, Asian, native Hawaiian/Pacific Islander, or other.

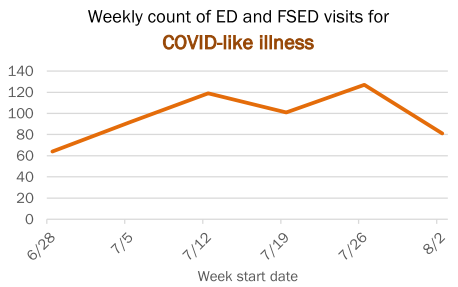
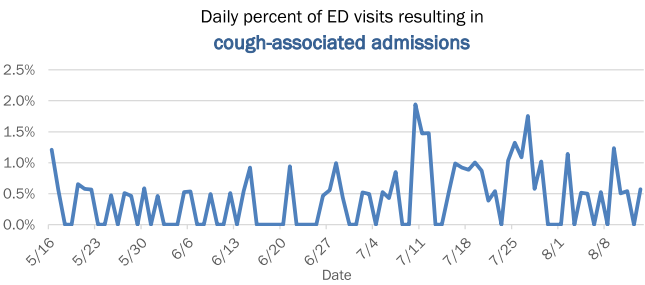
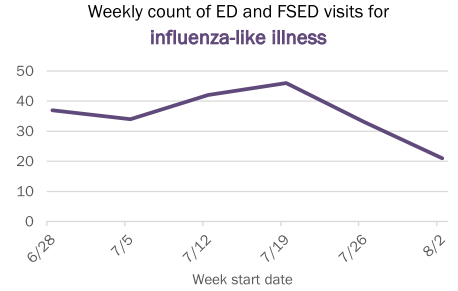
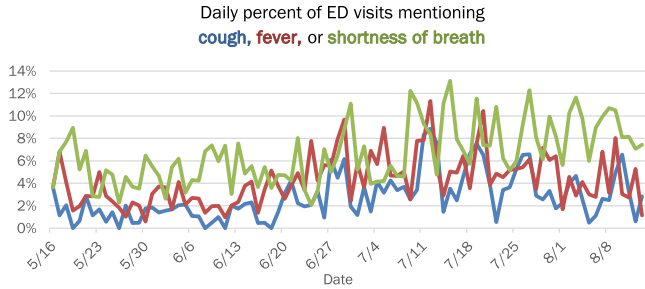
Laboratory testing for Florida residents over the past 2 weeks

Percent positivity for new cases in Florida residents

These counts include the number of Florida residents for whom the department received PCR or antigen laboratory results by day. This percent is the number of people who test positive for the first time divided by all the people tested that day, excluding people who have previously tested positive.



Emergency department (ED) and freestanding ED (FSED) chief complaint and admission data for Bay County



The Electronic Surveillance System for the Early Notification of Community-Based Epidemics (ESSENCE-FL) includes chief complaint data from 211 of 212 Florida EDs and 77 of 80 Florida FSEDs. Data are transmitted electronically to ESSENCE-FL daily or hourly.