

COVID-19: summary for Bay County

Data through Aug 16, 2020 verified as of Aug 17, 2020 at 09:25 AM

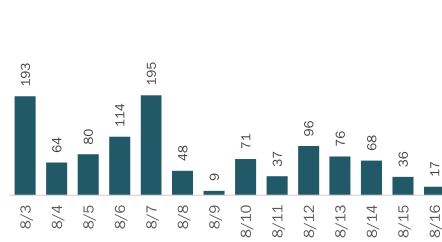
Data in this report are provisional and subject to change.

Cases: people with positive PCR or antigen test result

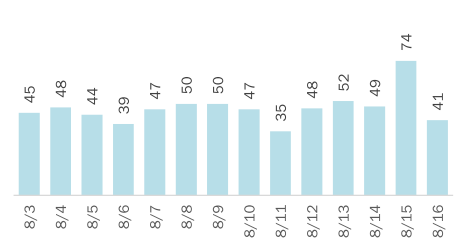
Total cases	4,836
Florida residents	4,759
Non-Florida residents	77
Type of case	
PCR positive	4,236
Antigen positive	523
Gender for Florida residents	
Men	2,381
Women	2,317
Unknown	61
Age for Florida residents	
Range	0 - 99
Median age	42

Cases in Florida residents by date case confirmed

Cases



Median age



Race, ethnicity	Cases	Hospitalizations	Deaths
White	2,593 (54%)	166 (69%)	50 (78%)
Hispanic	216 (5%)	11 (5%)	2 (3%)
Non-Hispanic	2,198 (46%)	152 (63%)	46 (72%)
Unknown ethnicity	179 (4%)	3 (1%)	2 (3%)
Black	480 (10%)	45 (19%)	8 (13%)
Hispanic	6 (0%)	1 (0%)	0 (0%)
Non-Hispanic	433 (9%)	44 (18%)	8 (13%)
Unknown ethnicity	41 (1%)	0 (0%)	0 (0%)
Other	604 (13%)	22 (9%)	4 (6%)
Hispanic	103 (2%)	8 (3%)	1 (2%)
Non-Hispanic	279 (6%)	14 (6%)	3 (5%)
Unknown ethnicity	222 (5%)	0 (0%)	0 (0%)
Unknown race	1,082 (23%)	7 (3%)	2 (3%)
Hispanic	16 (0%)	1 (0%)	0 (0%)
Non-Hispanic	35 (1%)	1 (0%)	0 (0%)
Unknown ethnicity	1,031 (22%)	5 (2%)	2 (3%)
Total	4,759	240	64

Outcomes for Florida residents

Bay		
Hospitalizations	240	(5% of all cases)
Deaths	64	(1% of all cases)
New deaths	0	

Statewide

Hospitalizations	34,194	(6% of all cases)
Deaths	9,539	(2% of all cases)
New deaths	87	

New deaths are those identified since last report.

Cases in facility staff/residents

Bay		
Long-term care	232	(5% of all cases)
Correctional	387	(8% of all cases)

Statewide

Long-term care	34,186	(6% of all cases)
Correctional	18,074	(3% of all cases)

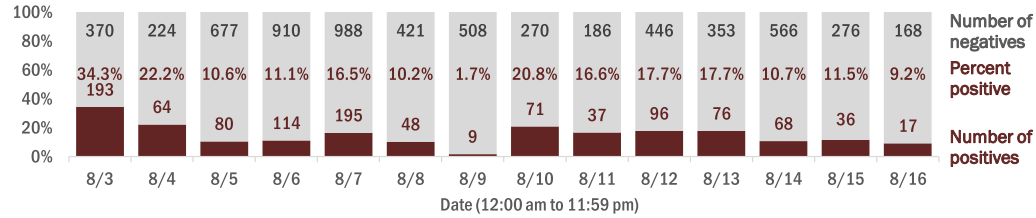
Age group	All cases	New cases (8/16)	Hospitalizations	Deaths
0-4 years	58 (1%)	1 (6%)	1 (0%)	0 (0%)
5-14 years	89 (2%)	0 (0%)	0 (0%)	0 (0%)
15-24 years	727 (15%)	0 (0%)	5 (2%)	0 (0%)
25-34 years	907 (19%)	1 (6%)	9 (4%)	0 (0%)
35-44 years	794 (17%)	5 (29%)	14 (6%)	2 (3%)
45-54 years	824 (17%)	1 (6%)	37 (15%)	5 (8%)
55-64 years	663 (14%)	3 (18%)	44 (18%)	10 (16%)
65-74 years	398 (8%)	0 (0%)	53 (22%)	19 (30%)
75-84 years	206 (4%)	1 (6%)	52 (22%)	16 (25%)
85+ years	70 (1%)	1 (6%)	25 (10%)	12 (19%)
Unknown	23 (0%)	4 (24%)	0 (0%)	0 (0%)
Total	4,759	17	240	64

Hospitalization counts include anyone who was hospitalized at some point during their illness. It does not reflect the number of people currently hospitalized.
Other race includes any person with a race of American Indian/Alaskan native, Asian, native Hawaiian/Pacific Islander, or other.

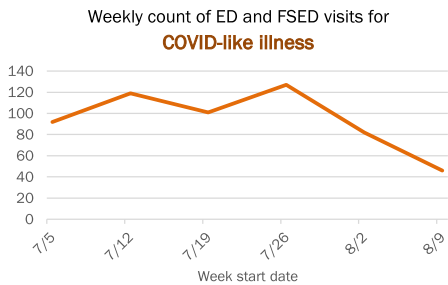
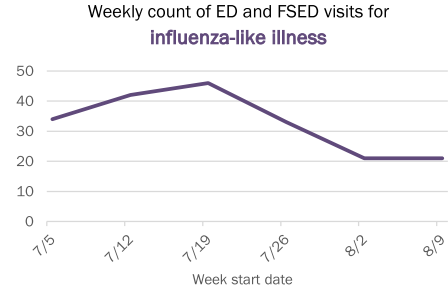
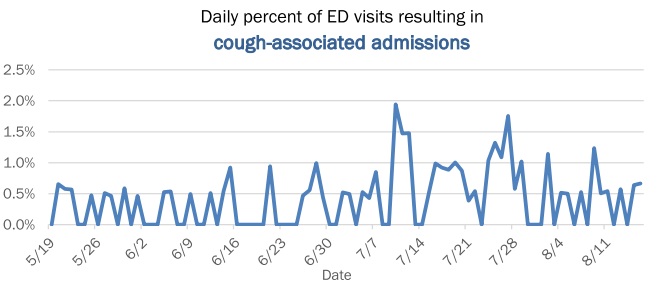
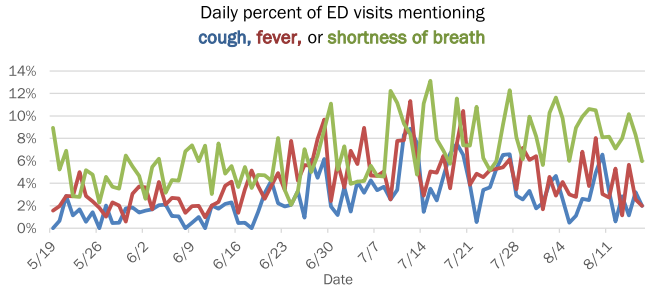
Laboratory testing for Florida residents over the past 2 weeks

Percent positivity for new cases in Florida residents

These counts include the number of Florida residents for whom the department received PCR or antigen laboratory results by day. This percent is the number of people who test positive for the first time divided by all the people tested that day, excluding people who have previously tested positive.



Emergency department (ED) and freestanding ED (FSED) chief complaint and admission data for Bay County



The Electronic Surveillance System for the Early Notification of Community-Based Epidemics (ESSENCE-FL) includes chief complaint data from 211 of 212 Florida EDs and 77 of 80 Florida FSEDs. Data are transmitted electronically to ESSENCE-FL daily or hourly.