

COVID-19: summary for Bay County

Data through Aug 18, 2020 verified as of Aug 19, 2020 at 09:25 AM

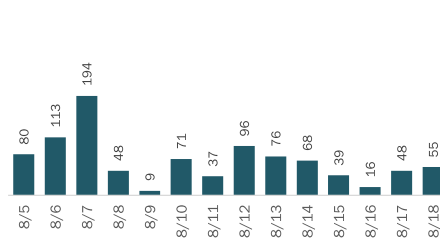
Data in this report are provisional and subject to change.

Cases: people with positive PCR or antigen test result

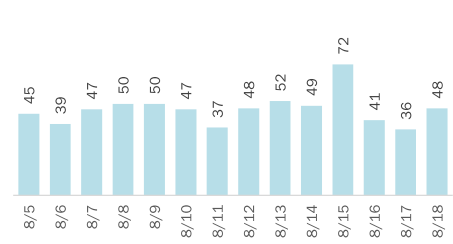
Total cases	4,938
Florida residents	4,860
Non-Florida residents	78
Type of case	
PCR positive	4,323
Antigen positive	537
Gender for Florida residents	
Men	2,454
Women	2,346
Unknown	60
Age for Florida residents	
Range	0 - 99
Median age	42

Cases in Florida residents by date case confirmed

Cases



Median age



Race, ethnicity	Cases	Hospitalizations	Deaths
White	2,686 55%	173 68%	51 76%
Hispanic	220 5%	11 4%	2 3%
Non-Hispanic	2,274 47%	159 63%	47 70%
Unknown ethnicity	192 4%	3 1%	2 3%
Black	497 10%	49 19%	10 15%
Hispanic	6 0%	1 0%	0 0%
Non-Hispanic	451 9%	48 19%	10 15%
Unknown ethnicity	40 1%	0 0%	0 0%
Other	607 12%	24 9%	4 6%
Hispanic	108 2%	8 3%	1 1%
Non-Hispanic	296 6%	16 6%	3 4%
Unknown ethnicity	203 4%	0 0%	0 0%
Unknown race	1,070 22%	7 3%	2 3%
Hispanic	18 0%	1 0%	0 0%
Non-Hispanic	32 1%	1 0%	0 0%
Unknown ethnicity	1,020 21%	5 2%	2 3%
Total	4,860	253	67

Outcomes for Florida residents

Bay		
Hospitalizations	253	(5% of all cases)
Deaths	67	(1% of all cases)
New deaths	0	

Statewide

Hospitalizations	35,200	(6% of all cases)
Deaths	9,932	(2% of all cases)
New deaths	174	

New deaths are those identified since last report.

Cases in facility staff/residents

Bay		
Long-term care	256	(5% of all cases)
Correctional	416	(9% of all cases)

Statewide

Long-term care	35,317	(6% of all cases)
Correctional	18,728	(3% of all cases)

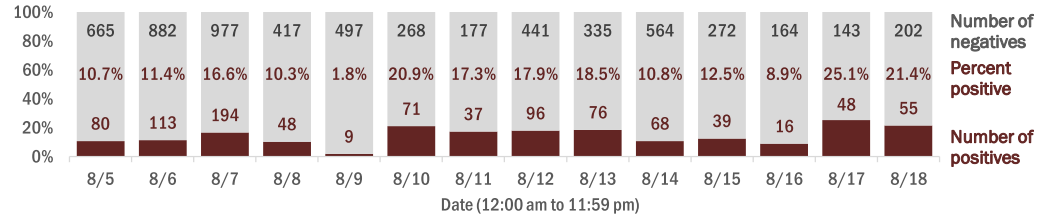
Age group	All cases	New cases (8/18)	Hospitalizations	Deaths
0-4 years	59 1%	1 2%	1 0%	0 0%
5-14 years	94 2%	2 4%	0 0%	0 0%
15-24 years	732 15%	4 7%	5 2%	0 0%
25-34 years	930 19%	6 11%	11 4%	0 0%
35-44 years	819 17%	10 18%	15 6%	2 3%
45-54 years	839 17%	8 15%	38 15%	5 7%
55-64 years	676 14%	11 20%	47 19%	11 16%
65-74 years	410 8%	7 13%	55 22%	19 28%
75-84 years	207 4%	1 2%	55 22%	17 25%
85+ years	71 1%	0 0%	26 10%	13 19%
Unknown	23 0%	5 9%	0 0%	0 0%
Total	4,860	55	253	67

Hospitalization counts include anyone who was hospitalized at some point during their illness. It does not reflect the number of people currently hospitalized.
Other race includes any person with a race of American Indian/Alaskan native, Asian, native Hawaiian/Pacific Islander, or other.

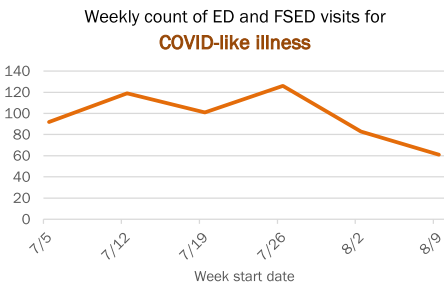
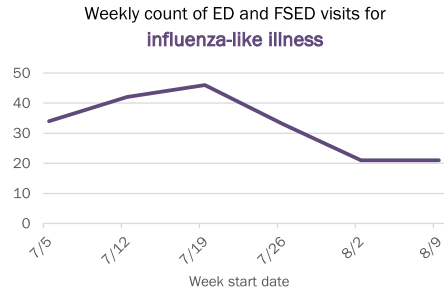
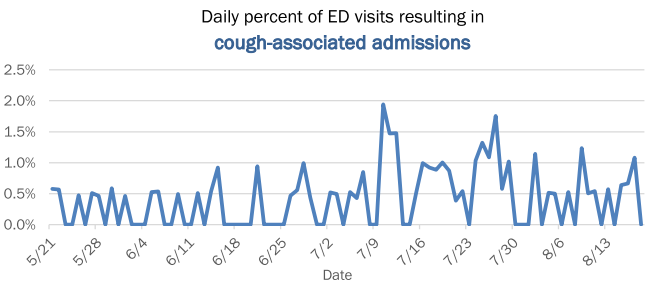
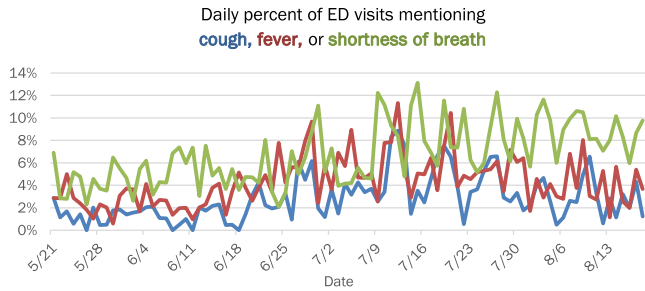
Laboratory testing for Florida residents over the past 2 weeks

Percent positivity for new cases in Florida residents

These counts include the number of Florida residents for whom the department received PCR or antigen laboratory results by day. This percent is the number of people who test positive for the first time divided by all the people tested that day, excluding people who have previously tested positive.



Emergency department (ED) and freestanding ED (FSED) chief complaint and admission data for Bay County



The Electronic Surveillance System for the Early Notification of Community-Based Epidemics (ESSENCE-FL) includes chief complaint data from 211 of 212 Florida EDs and 77 of 80 Florida FSEDs. Data are transmitted electronically to ESSENCE-FL daily or hourly.