

COVID-19: summary for Bay County

Data through Sep 29, 2020 verified as of Sep 30, 2020 at 09:25 AM

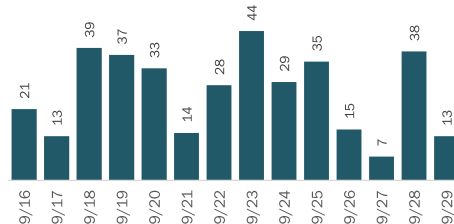
Data in this report are provisional and subject to change.

Cases: people with positive PCR or antigen test result

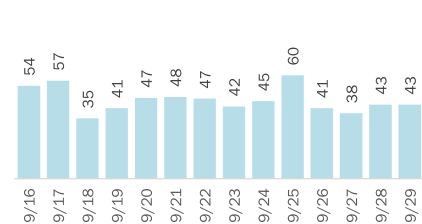
Total cases	6,124
Florida residents	6,008
Non-Florida residents	116
Type of case	
PCR positive	5,228
Antigen positive	780
Gender for Florida residents	
Men	2,972
Women	3,010
Unknown	26
Age for Florida residents	
Range	0 - 99
Median age	42

Cases in Florida residents by date case confirmed

Cases



Median age



Race, ethnicity	Cases	Hospitalizations	Deaths
White	3,464 58%	225 65%	77 71%
Hispanic	279 5%	12 3%	2 2%
Non-Hispanic	2,970 49%	207 60%	71 66%
Unknown ethnicity	215 4%	6 2%	4 4%
Black	616 10%	63 18%	19 18%
Hispanic	9 0%	1 0%	0 0%
Non-Hispanic	566 9%	59 17%	17 16%
Unknown ethnicity	41 1%	3 1%	2 2%
Other	825 14%	48 14%	7 6%
Hispanic	163 3%	12 3%	1 1%
Non-Hispanic	474 8%	36 10%	5 5%
Unknown ethnicity	188 3%	0 0%	1 1%
Unknown race	1,103 18%	10 3%	5 5%
Hispanic	19 0%	1 0%	0 0%
Non-Hispanic	42 1%	2 1%	0 0%
Unknown ethnicity	1,042 17%	7 2%	5 5%
Total	6,008	346	108

Outcomes for Florida residents

Bay	
Hospitalizations	346 (6% of all cases)
Deaths	108 (2% of all cases)
New deaths	3

Statewide

Hospitalizations	44,108 (6% of all cases)
Deaths	14,317 (2% of all cases)
New deaths	174

New deaths are those identified since last report.

Cases in facility staff/residents

Bay	
Long-term care	378 (6% of all cases)
Correctional	443 (7% of all cases)

Statewide

Long-term care	46,845 (7% of all cases)
Correctional	22,889 (3% of all cases)

Age group	All cases	New cases (9/29)	Hospitalizations	Deaths
0-4 years	65 1%	0 0%	2 1%	0 0%
5-14 years	150 2%	1 8%	0 0%	0 0%
15-24 years	902 15%	0 0%	5 1%	0 0%
25-34 years	1,126 19%	2 15%	12 3%	1 1%
35-44 years	998 17%	4 31%	26 8%	3 3%
45-54 years	1,003 17%	1 8%	44 13%	8 7%
55-64 years	852 14%	1 8%	59 17%	14 13%
65-74 years	537 9%	3 23%	77 22%	29 27%
75-84 years	281 5%	1 8%	86 25%	31 29%
85+ years	93 2%	0 0%	34 10%	22 20%
Unknown	1 0%	0 0%	1 0%	0 0%
Total	6,008	13	346	108

Hospitalization counts include anyone who was hospitalized at some point during their illness. It does not reflect the number of people currently hospitalized.

Other race includes any person with a race of American Indian/Alaskan native, Asian, native Hawaiian/Pacific Islander, or other.

COVID-19: summary for Bay County

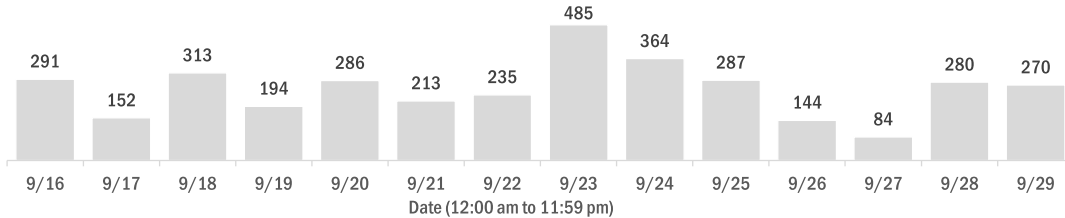
Data through Sep 29, 2020 verified as of Sep 30, 2020 at 09:25 AM

Data in this report are provisional and subject to change.

Laboratory testing for Florida residents over the past 2 weeks

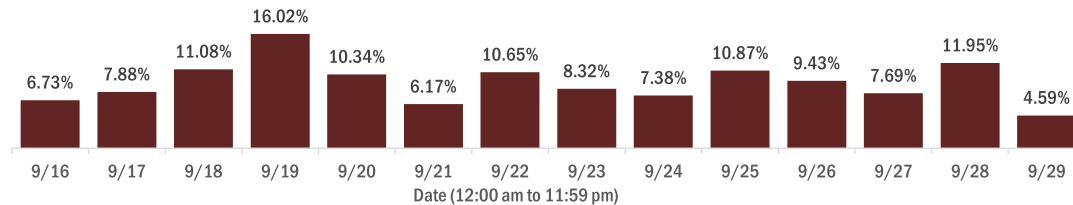
Number of Florida residents who tested negative per day

These counts include the number of people for whom the Department received negative PCR or antigen laboratory results by day. People who tested negative on multiple days will be included once for each day they are tested. Negative results for persons who have previously tested positive are excluded.



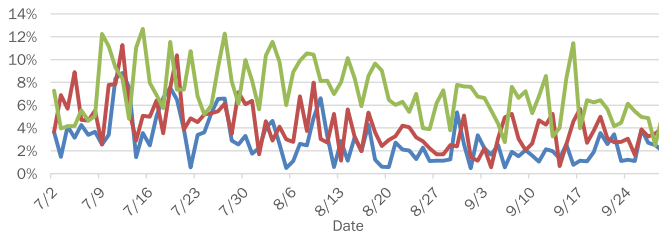
Percent positivity for new cases in Florida residents

These counts include the number of Florida residents for whom the department received PCR or antigen laboratory results by day. This percent is the number of people who test positive for the first time divided by all the people tested that day, excluding people who have previously tested positive.

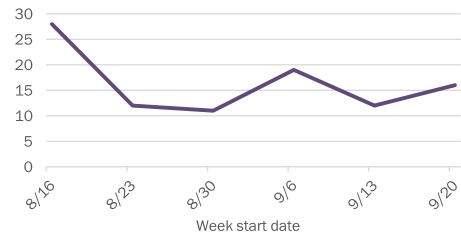


Emergency department (ED) and freestanding ED (FSED) chief complaint and admission data for Bay County

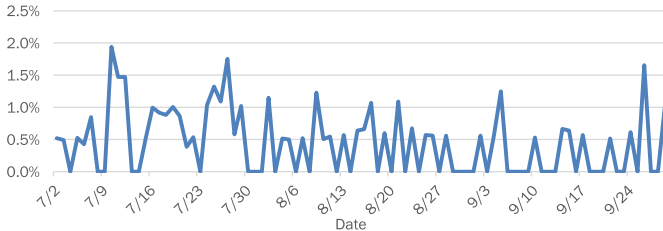
Daily percent of ED visits mentioning cough, fever, or shortness of breath



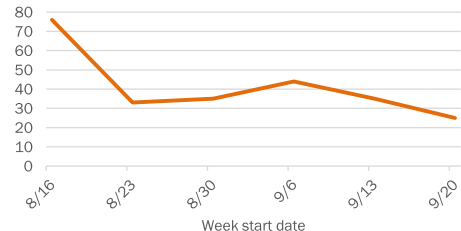
Weekly count of ED and FSED visits for influenza-like illness



Daily percent of ED visits resulting in cough-associated admissions



Weekly count of ED and FSED visits for COVID-like illness



The Electronic Surveillance System for the Early Notification of Community-Based Epidemics (ESSENCE-FL) includes chief complaint data from 211 of 212 Florida EDs and 77 of 80 Florida FSEDs. Data are transmitted electronically to ESSENCE-FL daily or hourly.