

COVID-19: summary for Bay County

Data through Nov 24, 2020 verified as of Nov 25, 2020 at 09:25 AM

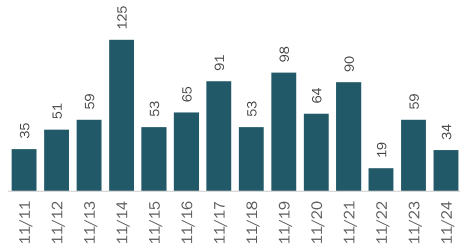
Data in this report are provisional and subject to change.

Cases: people with positive PCR or antigen test result

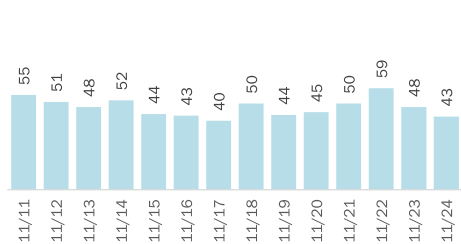
Total cases	8,302
Florida residents	8,004
Non-Florida residents	298
Type of case	
PCR positive	6,142
Antigen positive	1,862
Gender for Florida residents	
Men	3,887
Women	4,082
Unknown	35
Age for Florida residents	
Range	0 - 99
Median age	43

Cases in Florida residents by date case confirmed

Cases



Median age



Race, ethnicity	Cases	Hospitalizations	Deaths
White	4,937 62%	285 67%	115 76%
Hispanic	357 4%	15 4%	5 3%
Non-Hispanic	4,300 54%	264 62%	105 69%
Unknown ethnicity	280 3%	6 1%	5 3%
Black	762 10%	75 18%	23 15%
Hispanic	11 0%	1 0%	0 0%
Non-Hispanic	707 9%	71 17%	21 14%
Unknown ethnicity	44 1%	3 1%	2 1%
Other	956 12%	55 13%	10 7%
Hispanic	192 2%	12 3%	2 1%
Non-Hispanic	571 7%	43 10%	7 5%
Unknown ethnicity	193 2%	0 0%	1 1%
Unknown race	1,349 17%	8 2%	4 3%
Hispanic	31 0%	1 0%	0 0%
Non-Hispanic	71 1%	2 0%	0 0%
Unknown ethnicity	1,247 16%	5 1%	4 3%
Total	8,004	423	152

Outcomes for Florida residents

Bay	
Hospitalizations	423 (5% of all cases)
Deaths	152 (2% of all cases)

Statewide

Hospitalizations	54,133 (6% of all cases)
Deaths	18,254 (2% of all cases)

Cases in facility staff/residents

Bay	
Long-term care	417 (5% of all cases)
Correctional	451 (6% of all cases)

Statewide

Long-term care	55,636 (6% of all cases)
Correctional	25,586 (3% of all cases)

Age group	All cases	New cases (11/24)	Hospitalizations	Deaths
0-4 years	76 1%	0 0%	3 1%	0 0%
5-14 years	237 3%	0 0%	1 0%	0 0%
15-24 years	1,155 14%	4 12%	5 1%	0 0%
25-34 years	1,428 18%	8 24%	16 4%	1 1%
35-44 years	1,317 16%	6 18%	33 8%	4 3%
45-54 years	1,333 17%	5 15%	56 13%	17 11%
55-64 years	1,185 15%	2 6%	72 17%	18 12%
65-74 years	763 10%	3 9%	93 22%	39 26%
75-84 years	376 5%	2 6%	102 24%	44 29%
85+ years	134 2%	4 12%	42 10%	29 19%
Unknown	0 0%	0 0%	0 0%	0 0%
Total	8,004	34	423	152

Hospitalization counts include anyone who was hospitalized at some point during their illness. It does not reflect the number of people currently hospitalized.
Other race includes any person with a race of American Indian/Alaskan native, Asian, native Hawaiian/Pacific Islander, or other.

COVID-19: summary for Bay County

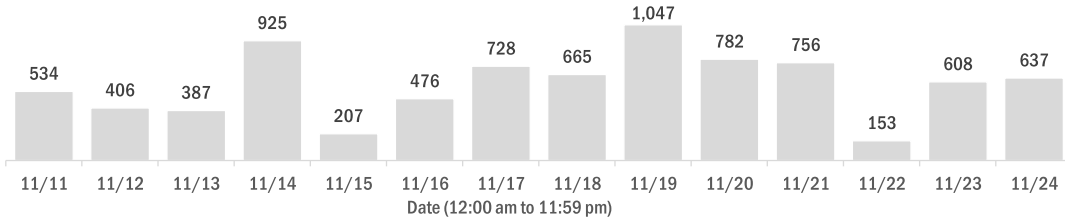
Data through Nov 24, 2020 verified as of Nov 25, 2020 at 09:25 AM

Data in this report are provisional and subject to change.

Laboratory testing for Florida residents over the past 2 weeks

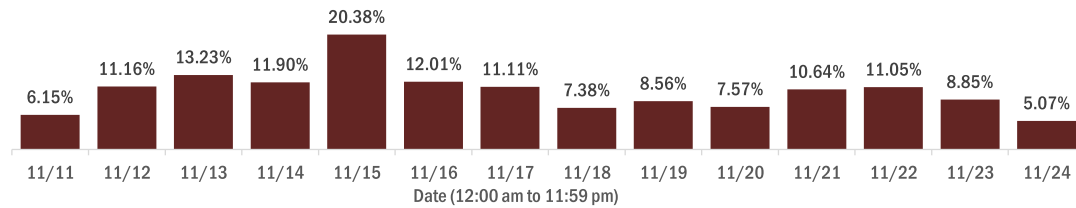
Number of Florida residents who tested negative per day

These counts include the number of people for whom the Department received negative PCR or antigen laboratory results by day. People who tested negative on multiple days will be included once for each day they are tested. Negative results for persons who have previously tested positive are excluded.



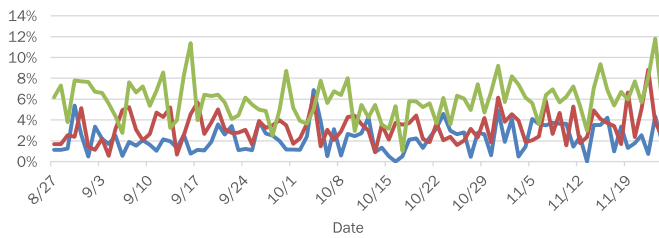
Percent positivity for new cases in Florida residents

These counts include the number of Florida residents for whom the department received PCR or antigen laboratory results by day. This percent is the number of people who test positive for the first time divided by all the people tested that day, excluding people who have previously tested positive.

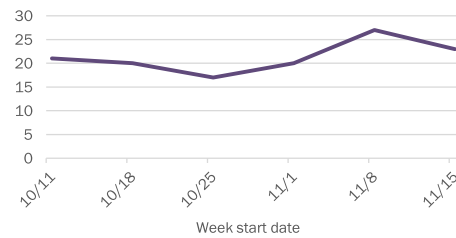


Emergency department (ED) and freestanding ED (FSED) chief complaint and admission data for Bay County

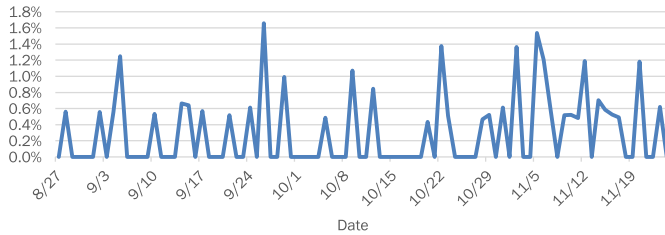
Daily percent of ED visits mentioning cough, fever, or shortness of breath



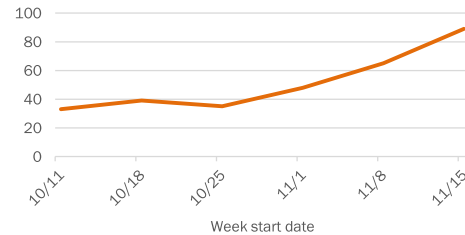
Weekly count of ED and FSED visits for influenza-like illness



Daily percent of ED visits resulting in cough-associated admissions



Weekly count of ED and FSED visits for COVID-like illness



The Electronic Surveillance System for the Early Notification of Community-Based Epidemics (ESSENCE-FL) includes chief complaint data from 211 of 211 Florida EDs and 88 of 89 Florida FSEDs. Data are transmitted electronically to ESSENCE-FL daily or hourly.