

Coronavirus: summary for Bay County

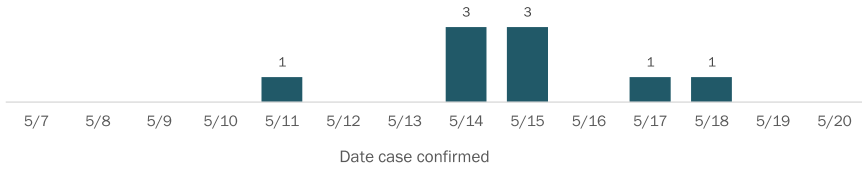
Data for May 21, 2020 (verified at 10 AM)

Data in this report are provisional and subject to change.

Confirmed cases

| | |
|-------------------------------------|-----------|
| Total cases | 87 |
| Florida residents | 85 |
| Non-Florida residents | 2 |
| Gender for Florida residents | |
| Men | 49 |
| Women | 36 |
| Unknown | 0 |
| Age for Florida residents | |
| Range | 2 - 93 |
| Median age | 49 |

Cases confirmed in Florida residents per day



| Race, ethnicity | Cases | Hospitalizations | Deaths |
|---------------------|-----------------|------------------|-----------------|
| White | 66 (78%) | 8 (67%) | 3 (100%) |
| Hispanic | 16 (19%) | 1 (8%) | 0 (0%) |
| Non-Hispanic | 48 (56%) | 7 (58%) | 3 (100%) |
| Unknown ethnicity | 2 (2%) | 0 (0%) | 0 (0%) |
| Black | 11 (13%) | 4 (33%) | 0 (0%) |
| Hispanic | 0 (0%) | 0 (0%) | 0 (0%) |
| Non-Hispanic | 11 (13%) | 4 (33%) | 0 (0%) |
| Unknown ethnicity | 0 (0%) | 0 (0%) | 0 (0%) |
| Other | 4 (5%) | 0 (0%) | 0 (0%) |
| Hispanic | 3 (4%) | 0 (0%) | 0 (0%) |
| Non-Hispanic | 0 (0%) | 0 (0%) | 0 (0%) |
| Unknown ethnicity | 1 (1%) | 0 (0%) | 0 (0%) |
| Unknown race | 4 (5%) | 0 (0%) | 0 (0%) |
| Hispanic | 0 (0%) | 0 (0%) | 0 (0%) |
| Non-Hispanic | 0 (0%) | 0 (0%) | 0 (0%) |
| Unknown ethnicity | 4 (5%) | 0 (0%) | 0 (0%) |
| Total | 85 | 12 | 3 |

Outcomes for Florida residents

| Category | Count | Percentage |
|------------------|-------|--------------------|
| Bay | | |
| Hospitalizations | 12 | (14% of all cases) |
| Deaths | 3 | (4% of all cases) |
| Statewide | | |
| Hospitalizations | 8,946 | (19% of all cases) |
| Deaths | 2,144 | (5% of all cases) |

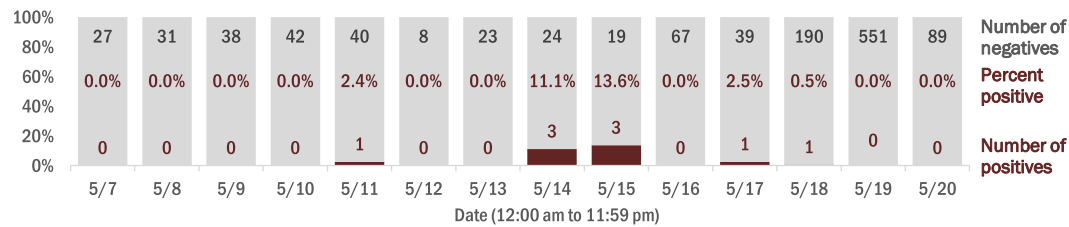
Hospitalization counts include anyone who was hospitalized at some point during their illness. It does not reflect the number of people currently hospitalized.

Other race includes any person with a race of American Indian/Alaskan native, Asian, native Hawaiian/Pacific Islander, or other.

Laboratory testing for Florida residents and non-Florida residents over the past 2 weeks

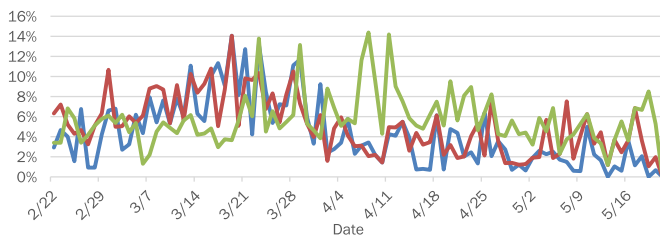
Number and percent of positive labs

These counts include the number of people for whom the department received laboratory results by day. This percent is the number of people who test positive for the first time divided by all the people tested that day, excluding people who have previously tested positive.

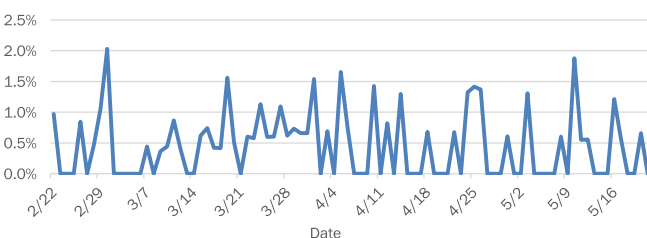


Emergency department (ED) chief complaint and admission data for Bay County

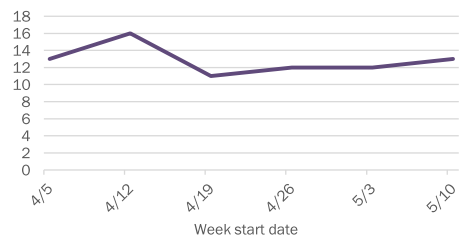
Daily percent of ED visits mentioning cough, fever, or shortness of breath



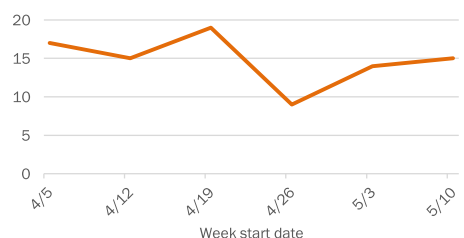
Daily percent of ED visits resulting in cough-associated admissions



Weekly count of ED visits for influenza-like illness



Weekly count of ED visits for COVID-like illness



The Electronic Surveillance System for the Early Notification of Community-Based Epidemics (ESSENCE-FL) includes chief complaint data from 211 of 212 Florida EDs. Data are transmitted electronically to ESSENCE-FL daily or hourly.