

# COVID-19: summary for Bay County

Data through Aug 8, 2020 verified as of Aug 9, 2020 at 09:25 AM

Data in this report are provisional and subject to change.

## Cases: people with positive PCR or antigen test result

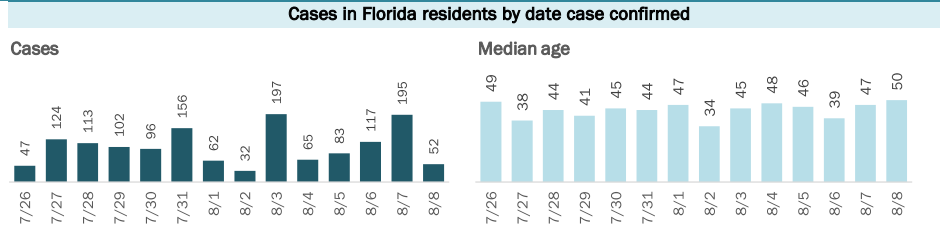
<b>Total cases</b>	<b>4,440</b>
Florida residents	4,373
Non-Florida residents	67

### Gender for Florida residents

Men	2,167
Women	2,108
Unknown	98

### Age for Florida residents

Range	0 - 99
Median age	41



Race, ethnicity	Cases	Hospitalizations	Deaths
White	2,306   53%	136   69%	38   75%
Hispanic	203   5%	10   5%	2   4%
Non-Hispanic	1,945   44%	124   63%	34   67%
Unknown ethnicity	158   4%	2   1%	2   4%
Black	437   10%	35   18%	8   16%
Hispanic	5   0%	0   0%	0   0%
Non-Hispanic	390   9%	35   18%	8   16%
Unknown ethnicity	42   1%	0   0%	0   0%
Other	528   12%	19   10%	4   8%
Hispanic	89   2%	7   4%	1   2%
Non-Hispanic	228   5%	12   6%	3   6%
Unknown ethnicity	211   5%	0   0%	0   0%
Unknown race	1,102   25%	6   3%	1   2%
Hispanic	17   0%	1   1%	0   0%
Non-Hispanic	37   1%	1   1%	0   0%
Unknown ethnicity	1,048   24%	4   2%	1   2%
<b>Total</b>	<b>4,373</b>	<b>196</b>	<b>51</b>

## Outcomes for Florida residents

<b>Bay</b>		
Hospitalizations	196	(4% of all cases)
Deaths	51	(1% of all cases)
New deaths	0	

## Statewide

Hospitalizations	30,505	(6% of all cases)
Deaths	8,186	(2% of all cases)
New deaths	77	

New deaths are those identified since last report.

## Cases in facility staff/residents

<b>Bay</b>		
Long-term care	208	(5% of all cases)
Correctional	359	(8% of all cases)

## Statewide

Long-term care	30,634	(6% of all cases)
Correctional	14,217	(3% of all cases)

Age group	All cases	New cases (8/08)	Hospitalizations	Deaths
0-4 years	53   1%	0   0%	0   0%	0   0%
5-14 years	82   2%	1   2%	0   0%	0   0%
15-24 years	676   15%	3   6%	4   2%	0   0%
25-34 years	857   20%	5   10%	7   4%	0   0%
35-44 years	743   17%	5   10%	13   7%	2   4%
45-54 years	757   17%	12   23%	30   15%	3   6%
55-64 years	592   14%	7   13%	34   17%	6   12%
65-74 years	358   8%	5   10%	48   24%	15   29%
75-84 years	172   4%	4   8%	42   21%	14   27%
85+ years	58   1%	0   0%	18   9%	11   22%
Unknown	25   1%	10   19%	0   0%	0   0%
<b>Total</b>	<b>4,373</b>	<b>52</b>	<b>196</b>	<b>51</b>

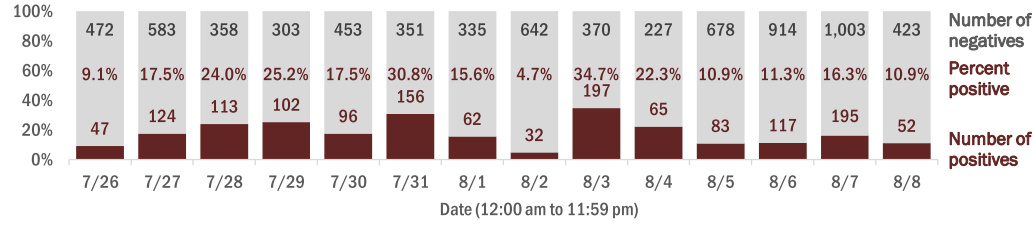
**Hospitalization** counts include anyone who was hospitalized at some point during their illness. It does not reflect the number of people currently hospitalized.

**Other race** includes any person with a race of American Indian/Alaskan native, Asian, native Hawaiian/Pacific Islander, or other.

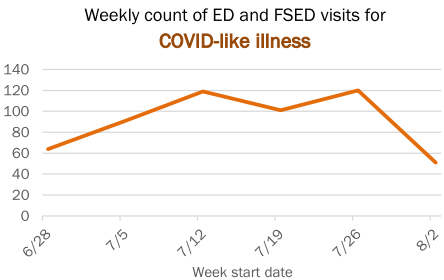
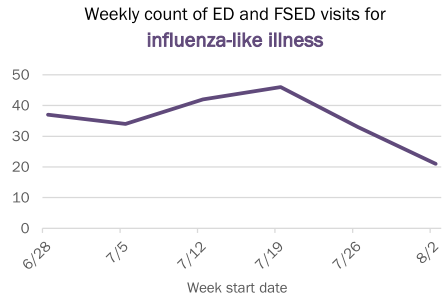
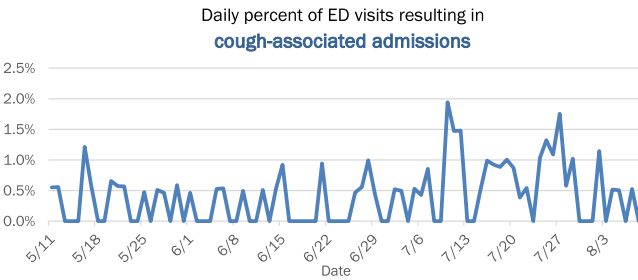
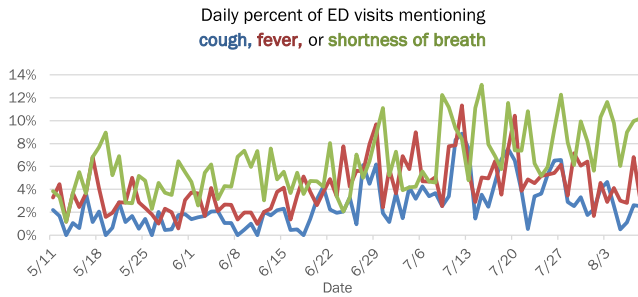
**Laboratory testing for Florida residents and non-Florida residents over the past 2 weeks**

**Percent positivity for new cases**

These counts include the number of people for whom the department received PCR or antigen laboratory results by day. This percent is the number of people who test positive for the first time divided by all the people tested that day, excluding people who have previously tested positive.



**Emergency department (ED) and freestanding ED (FSED) chief complaint and admission data for Bay County**



The Electronic Surveillance System for the Early Notification of Community-Based Epidemics (ESSENCE-FL) includes chief complaint data from 211 of 212 Florida EDs and 77 of 80 Florida FSEDs. Data are transmitted electronically to ESSENCE-FL daily or hourly.