

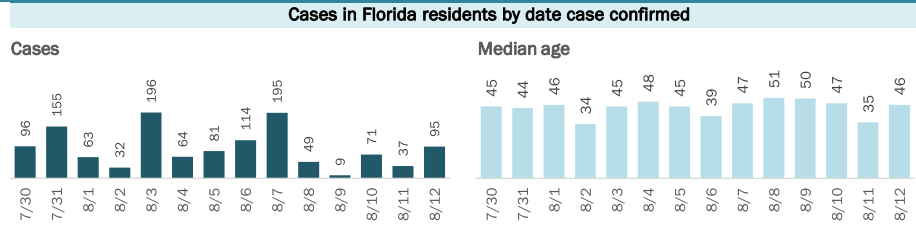
COVID-19: summary for Bay County

Data through Aug 12, 2020 verified as of Aug 13, 2020 at 09:25 AM

Data in this report are provisional and subject to change.

Cases: people with positive PCR or antigen test result

Total cases	4,644
Florida residents	4,571
Non-Florida residents	73
Gender for Florida residents	
Men	2,284
Women	2,230
Unknown	57
Age for Florida residents	
Range	0 - 99
Median age	41



Race, ethnicity	Cases	Hospitalizations	Deaths
White	2,497	148	39
Hispanic	214	11	2
Non-Hispanic	2,128	134	35
Unknown ethnicity	155	3	2
Black	462	40	8
Hispanic	5	0	0
Non-Hispanic	419	40	8
Unknown ethnicity	38	0	0
Other	538	21	4
Hispanic	99	8	1
Non-Hispanic	245	13	3
Unknown ethnicity	194	0	0
Unknown race	1,074	6	1
Hispanic	17	1	0
Non-Hispanic	36	1	0
Unknown ethnicity	1,021	4	1
Total	4,571	215	52

Outcomes for Florida residents

Bay		
Hospitalizations	215	(5% of all cases)
Deaths	52	(1% of all cases)
New deaths	0	

Statewide		
Hospitalizations	32,537	(6% of all cases)
Deaths	8,913	(2% of all cases)
New deaths	148	

New deaths are those identified since last report.

Cases in facility staff/residents

Bay		
Long-term care	220	(5% of all cases)
Correctional	373	(8% of all cases)

Statewide		
Long-term care	32,519	(6% of all cases)
Correctional	16,954	(3% of all cases)

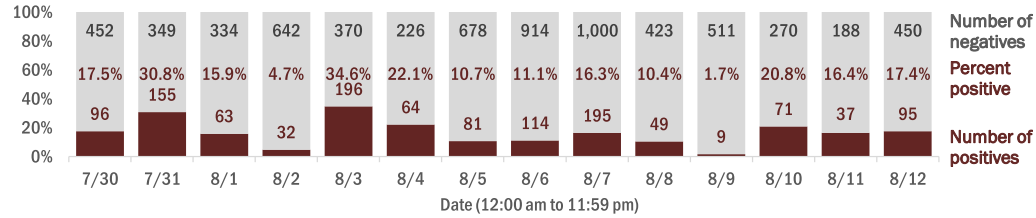
Age group	All cases	New cases (8/12)	Hospitalizations	Deaths
0-4 years	54	1	0	0
5-14 years	86	0	0	0
15-24 years	709	14	5	0
25-34 years	885	11	8	0
35-44 years	775	17	14	2
45-54 years	793	14	31	3
55-64 years	628	19	39	6
65-74 years	375	12	49	15
75-84 years	188	6	49	14
85+ years	61	1	20	12
Unknown	17	0	0	0
Total	4,571	95	215	52

Hospitalization counts include anyone who was hospitalized at some point during their illness. It does not reflect the number of people currently hospitalized.
Other race includes any person with a race of American Indian/Alaskan native, Asian, native Hawaiian/Pacific Islander, or other.

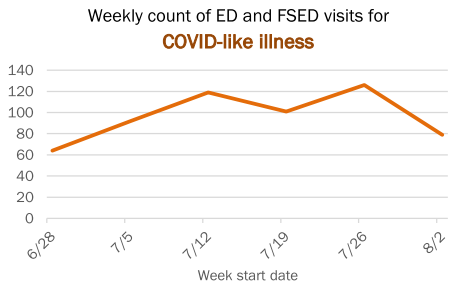
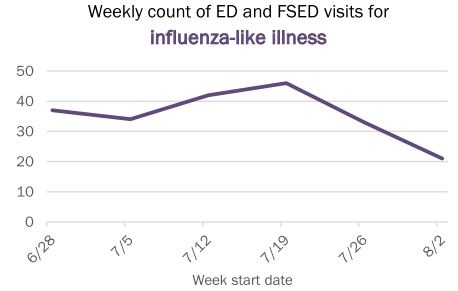
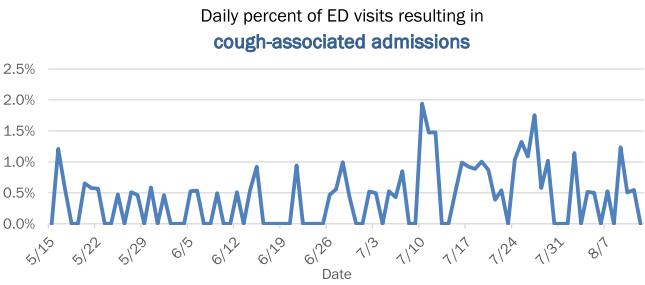
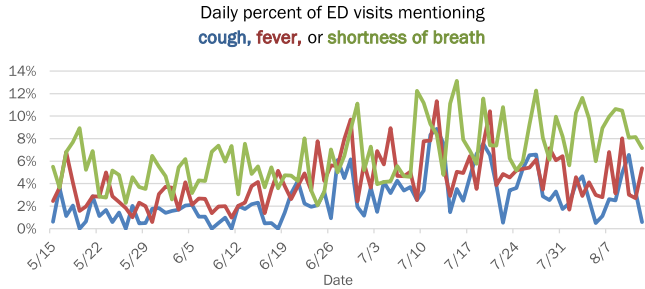
Laboratory testing for Florida residents and non-Florida residents over the past 2 weeks

Percent positivity for new cases

These counts include the number of people for whom the department received PCR or antigen laboratory results by day. This percent is the number of people who test positive for the first time divided by all the people tested that day, excluding people who have previously tested positive.



Emergency department (ED) and freestanding ED (FSED) chief complaint and admission data for Bay County



The Electronic Surveillance System for the Early Notification of Community-Based Epidemics (ESSENCE-FL) includes chief complaint data from 211 of 212 Florida EDs and 77 of 80 Florida FSEDs. Data are transmitted electronically to ESSENCE-FL daily or hourly.