

Coronavirus: summary for Bay County

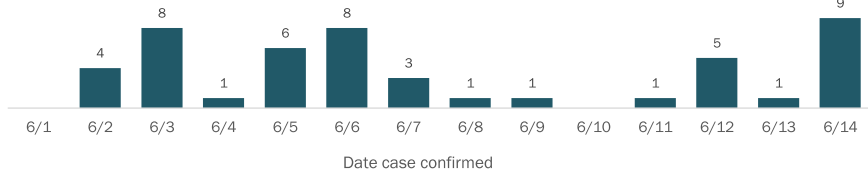
Data for Jun 15, 2020 (verified at 10 AM)

Data in this report are provisional and subject to change.

Confirmed cases

Total cases	153
Florida residents	145
Non-Florida residents	8
Gender for Florida residents	
Men	81
Women	64
Unknown	0
Age for Florida residents	
Range	2 - 93
Median age	47

Cases confirmed in Florida residents per day



Race, ethnicity	Cases	Hospitalizations	Deaths
White	119	13	3
Hispanic	39	4	0
Non-Hispanic	78	9	3
Unknown ethnicity	2	0	0
Black	13	4	0
Hispanic	0	0	0
Non-Hispanic	13	4	0
Unknown ethnicity	0	0	0
Other	6	2	1
Hispanic	5	2	1
Non-Hispanic	0	0	0
Unknown ethnicity	1	0	0
Unknown race	7	0	0
Hispanic	0	0	0
Non-Hispanic	0	0	0
Unknown ethnicity	7	0	0
Total	145	19	4

Outcomes for Florida residents

Bay	
Hospitalizations	19 (13% of all cases)
Deaths	4 (3% of all cases)

Statewide

Hospitalizations	12,015 (16% of all cases)
Deaths	2,938 (4% of all cases)

Cases in facility staff/residents

Bay	
Long-term care	8 (6% of all cases)
Correctional	4 (3% of all cases)

Statewide

Long-term care	10,941 (15% of all cases)
Correctional	3,088 (4% of all cases)

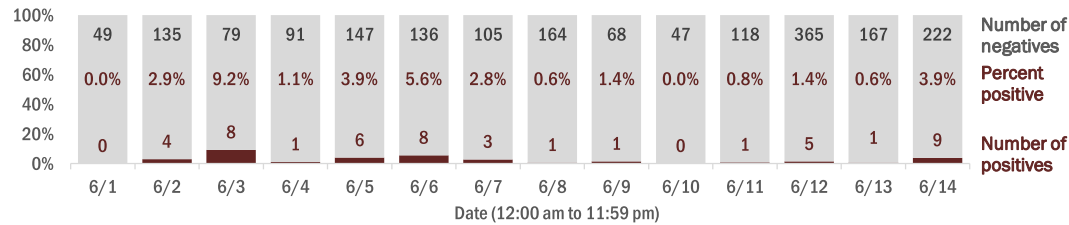
Hospitalization counts include anyone who was hospitalized at some point during their illness. It does not reflect the number of people currently hospitalized.

Other race includes any person with a race of American Indian/Alaskan native, Asian, native Hawaiian/Pacific Islander, or other.

Laboratory testing for Florida residents and non-Florida residents over the past 2 weeks

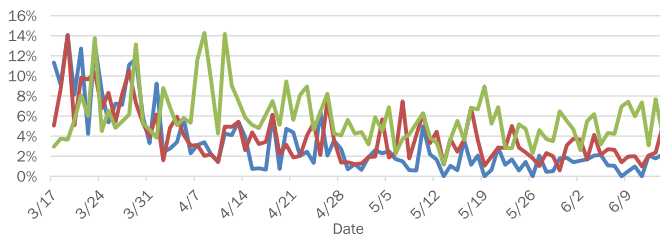
Number and percent of positive labs

These counts include the number of people for whom the department received laboratory results by day. This percent is the number of people who test positive for the first time divided by all the people tested that day, excluding people who have previously tested positive.

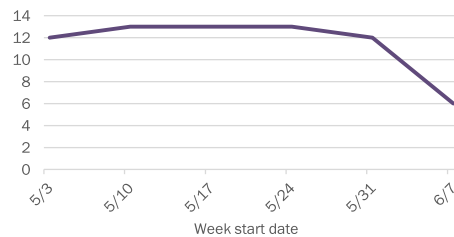


Emergency department (ED) and freestanding ED (FSED) chief complaint and admission data for Bay County

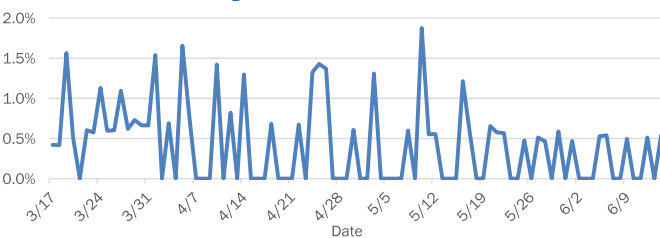
Daily percent of ED visits mentioning cough, fever, or shortness of breath



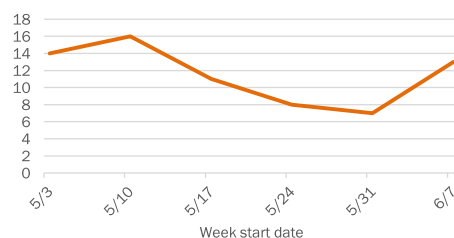
Weekly count of ED and FSED visits for influenza-like illness



Daily percent of ED visits resulting in cough-associated admissions



Weekly count of ED and FSED visits for COVID-like illness



The Electronic Surveillance System for the Early Notification of Community-Based Epidemics (ESSENCE-FL) includes chief complaint data from 211 of 212 Florida EDs and 74 of 79 Florida FSEDs. Data are transmitted electronically to ESSENCE-FL daily or hourly.