

COVID-19: summary for Bay County

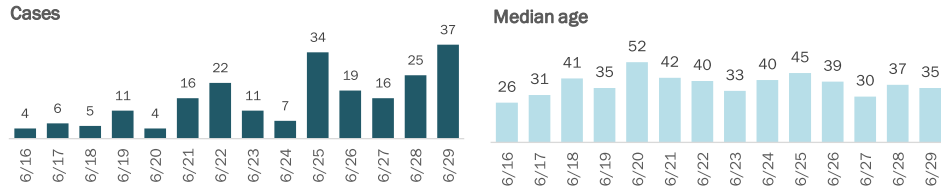
Data through Jun 29, 2020 verified as of Jun 30, 2020 at 09:25 AM

Data in this report are provisional and subject to change.

Confirmed cases

Total cases	384
Florida residents	366
Non-Florida residents	18
Gender for Florida residents	
Men	169
Women	197
Unknown	0
Age for Florida residents	
Range	1 - 93
Median age	40

Cases confirmed in Florida residents by date case confirmed



Race, ethnicity	Cases	Hospitalizations	Deaths
White	268 (73%)	24 (69%)	3 (75%)
Hispanic	81 (22%)	8 (23%)	0 (0%)
Non-Hispanic	180 (49%)	15 (43%)	3 (75%)
Unknown ethnicity	7 (2%)	1 (3%)	0 (0%)
Black	42 (11%)	5 (14%)	0 (0%)
Hispanic	0 (0%)	0 (0%)	0 (0%)
Non-Hispanic	36 (10%)	5 (14%)	0 (0%)
Unknown ethnicity	6 (2%)	0 (0%)	0 (0%)
Other	23 (6%)	5 (14%)	1 (25%)
Hispanic	13 (4%)	5 (14%)	1 (25%)
Non-Hispanic	7 (2%)	0 (0%)	0 (0%)
Unknown ethnicity	3 (1%)	0 (0%)	0 (0%)
Unknown race	33 (9%)	1 (3%)	0 (0%)
Hispanic	1 (0%)	0 (0%)	0 (0%)
Non-Hispanic	2 (1%)	1 (3%)	0 (0%)
Unknown ethnicity	30 (8%)	0 (0%)	0 (0%)
Total	366	35	4

Outcomes for Florida residents

Bay	
Hospitalizations	35 (10% of all cases)
Deaths	4 (1% of all cases)

Statewide	
Hospitalizations	14,580 (10% of all cases)
Deaths	3,505 (2% of all cases)

Cases in facility staff/residents

Bay	
Long-term care	44 (12% of all cases)
Correctional	4 (1% of all cases)

Statewide	
Long-term care	13,404 (9% of all cases)
Correctional	3,713 (2% of all cases)

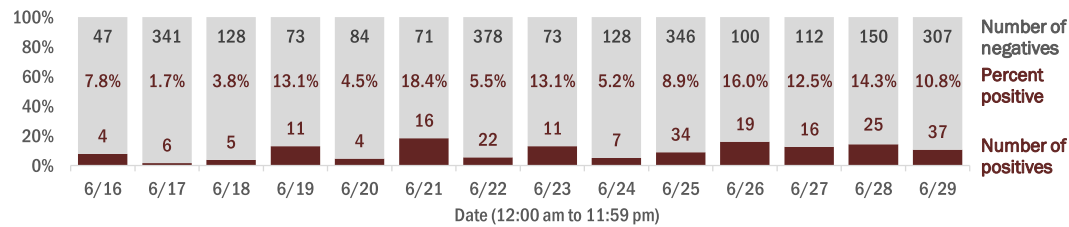
Hospitalization counts include anyone who was hospitalized at some point during their illness. It does not reflect the number of people currently hospitalized.

Other race includes any person with a race of American Indian/Alaskan native, Asian, native Hawaiian/Pacific Islander, or other.

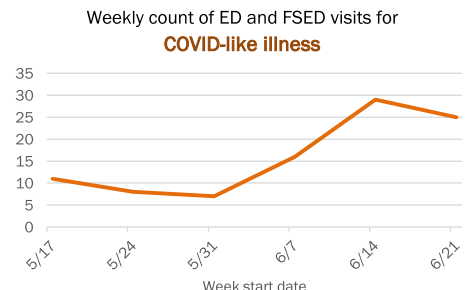
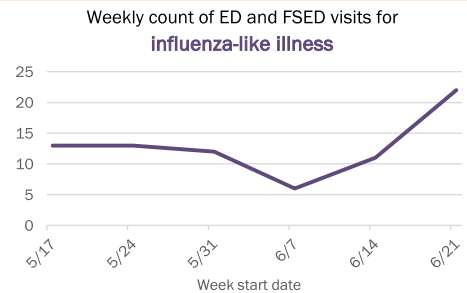
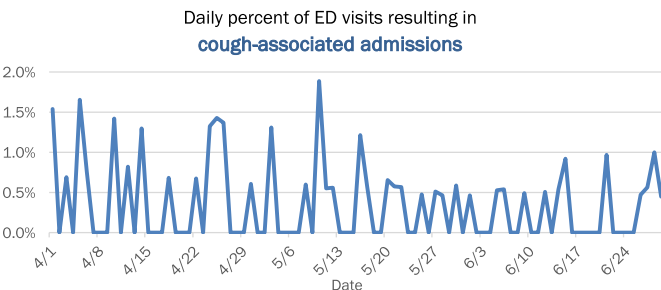
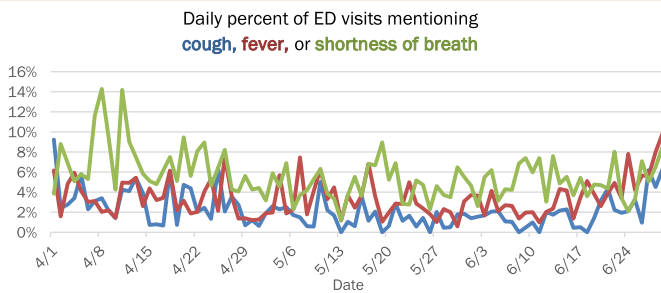
Laboratory testing for Florida residents and non-Florida residents over the past 2 weeks

Number and percent of positive labs

These counts include the number of people for whom the department received laboratory results by day. This percent is the number of people who test positive for the first time divided by all the people tested that day, excluding people who have previously tested positive.



Emergency department (ED) and freestanding ED (FSED) chief complaint and admission data for Bay County



The Electronic Surveillance System for the Early Notification of Community-Based Epidemics (ESSENCE-FL) includes chief complaint data from 211 of 212 Florida EDs and 77 of 80 Florida FSEDs. Data are transmitted electronically to ESSENCE-FL daily or hourly.