

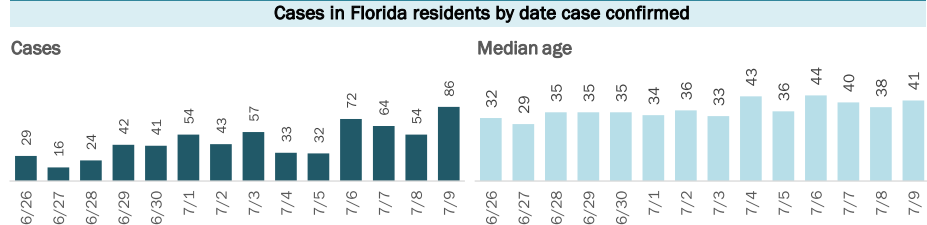
COVID-19: summary for Bay County

Data through Jul 9, 2020 verified as of Jul 10, 2020 at 09:25 AM

Data in this report are provisional and subject to change.

Cases: people with positive PCR or antigen test result

| | |
|-------------------------------------|--------------|
| Total cases | 1,027 |
| Florida residents | 990 |
| Non-Florida residents | 37 |
| Gender for Florida residents | |
| Men | 452 |
| Women | 535 |
| Unknown | 3 |
| Age for Florida residents | |
| Range | 0 - 95 |
| Median age | 38 |



| Race, ethnicity | Cases | Hospitalizations | Deaths |
|-------------------|------------|------------------|----------|
| White | 605 (61%) | 31 (67%) | 4 (80%) |
| Hispanic | 131 (13%) | 8 (17%) | 0 (0%) |
| Non-Hispanic | 451 (46%) | 22 (48%) | 4 (80%) |
| Unknown ethnicity | 23 (2%) | 1 (2%) | 0 (0%) |
| Black | 128 (13%) | 8 (17%) | 0 (0%) |
| Hispanic | 0 (0%) | 0 (0%) | 0 (0%) |
| Non-Hispanic | 106 (11%) | 8 (17%) | 0 (0%) |
| Unknown ethnicity | 22 (2%) | 0 (0%) | 0 (0%) |
| Other | 56 (6%) | 6 (13%) | 1 (20%) |
| Hispanic | 19 (2%) | 5 (11%) | 1 (20%) |
| Non-Hispanic | 30 (3%) | 1 (2%) | 0 (0%) |
| Unknown ethnicity | 7 (1%) | 0 (0%) | 0 (0%) |
| Unknown race | 201 (20%) | 1 (2%) | 0 (0%) |
| Hispanic | 2 (0%) | 0 (0%) | 0 (0%) |
| Non-Hispanic | 2 (0%) | 1 (2%) | 0 (0%) |
| Unknown ethnicity | 197 (20%) | 0 (0%) | 0 (0%) |
| Total | 990 | 46 | 5 |

| Outcomes for Florida residents | |
|--------------------------------|----------------------|
| Bay | |
| Hospitalizations | 46 (5% of all cases) |
| Deaths | 5 (1% of all cases) |

| Statewide | |
|------------------|--------------------------|
| Hospitalizations | 17,602 (7% of all cases) |
| Deaths | 4,102 (2% of all cases) |

| Cases in facility staff/residents | |
|-----------------------------------|----------------------|
| Bay | |
| Long-term care | 59 (6% of all cases) |
| Correctional | 14 (1% of all cases) |

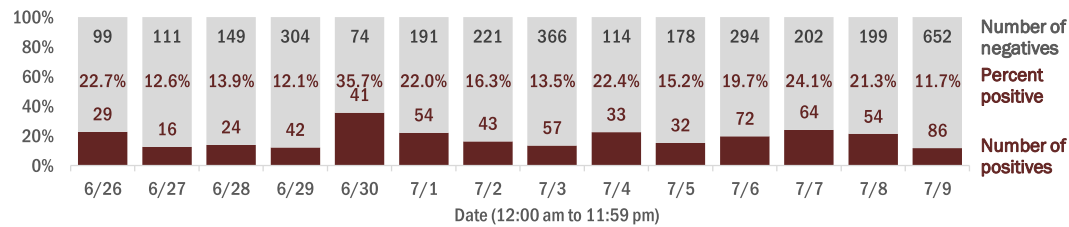
| Statewide | |
|----------------|--------------------------|
| Long-term care | 15,763 (7% of all cases) |
| Correctional | 4,474 (2% of all cases) |

Hospitalization counts include anyone who was hospitalized at some point during their illness. It does not reflect the number of people currently hospitalized.
Other race includes any person with a race of American Indian/Alaskan native, Asian, native Hawaiian/Pacific Islander, or other.

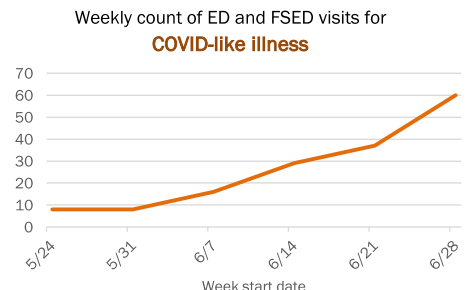
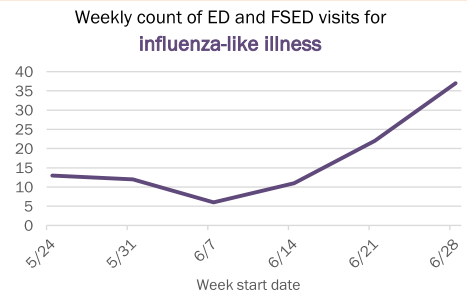
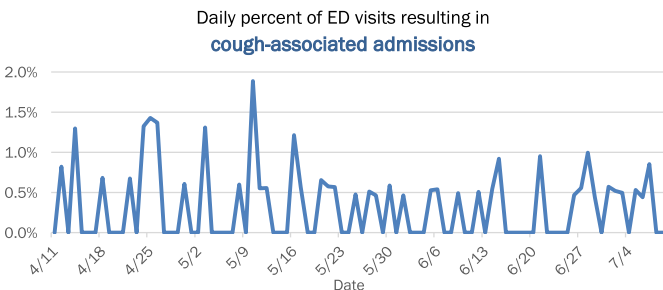
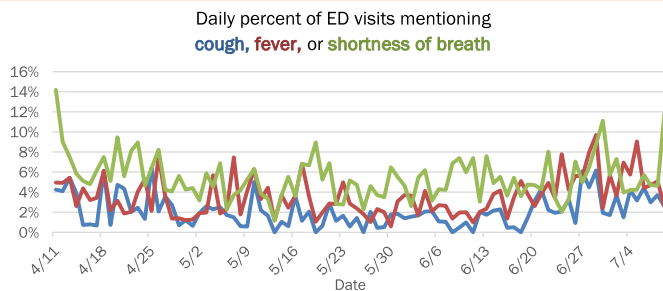
Laboratory testing for Florida residents and non-Florida residents over the past 2 weeks

Percent positivity for new cases

These counts include the number of people for whom the department received PCR or antigen laboratory results by day. This percent is the number of people who test positive for the first time divided by all the people tested that day, excluding people who have previously tested positive.



Emergency department (ED) and freestanding ED (FSED) chief complaint and admission data for Bay County



The Electronic Surveillance System for the Early Notification of Community-Based Epidemics (ESSENCE-FL) includes chief complaint data from 211 of 212 Florida EDs and 77 of 80 Florida FSEDs. Data are transmitted electronically to ESSENCE-FL daily or hourly.