

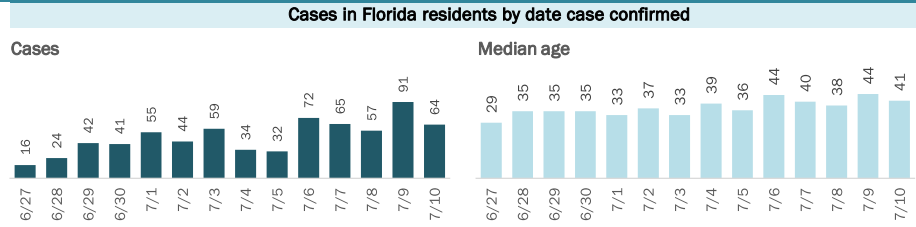
COVID-19: summary for Bay County

Title

Data in this report are provisional and subject to change.

Cases: people with positive PCR or antigen test result

Total cases	1,107
Florida residents	1,068
Non-Florida residents	39
Gender for Florida residents	
Men	490
Women	575
Unknown	3
Age for Florida residents	
Range	0 - 95
Median age	38



Race, ethnicity	Cases	Hospitalizations	Deaths
White	654 (61%)	34 (67%)	6 (75%)
Hispanic	136 (13%)	8 (16%)	0 (0%)
Non-Hispanic	490 (46%)	25 (49%)	6 (75%)
Unknown ethnicity	28 (3%)	1 (2%)	0 (0%)
Black	138 (13%)	8 (16%)	0 (0%)
Hispanic	0 (0%)	0 (0%)	0 (0%)
Non-Hispanic	122 (11%)	8 (16%)	0 (0%)
Unknown ethnicity	16 (1%)	0 (0%)	0 (0%)
Other	59 (6%)	7 (14%)	1 (13%)
Hispanic	19 (2%)	5 (10%)	1 (13%)
Non-Hispanic	34 (3%)	2 (4%)	0 (0%)
Unknown ethnicity	6 (1%)	0 (0%)	0 (0%)
Unknown race	217 (20%)	2 (4%)	1 (13%)
Hispanic	2 (0%)	1 (2%)	0 (0%)
Non-Hispanic	3 (0%)	1 (2%)	0 (0%)
Unknown ethnicity	212 (20%)	0 (0%)	1 (13%)
Total	1,068	51	8

Outcomes for Florida residents

Bay	
Hospitalizations	51 (5% of all cases)
Deaths	8 (1% of all cases)
New deaths	3

Statewide

Hospitalizations	18,023 (7% of all cases)
Deaths	4,197 (2% of all cases)
New deaths	95

New deaths are those identified since last report.

Cases in facility staff/residents

Bay	
Long-term care	61 (6% of all cases)
Correctional	20 (2% of all cases)

Statewide

Long-term care	16,240 (6% of all cases)
Correctional	4,562 (2% of all cases)

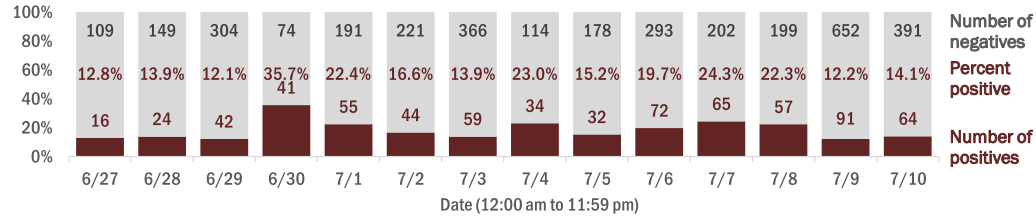
Age group	All cases	New cases (7/10)	Hospitalizations	Deaths
0-4 years	15 (1%)	0 (0%)	0 (0%)	0 (0%)
5-14 years	20 (2%)	1 (2%)	0 (0%)	0 (0%)
15-24 years	174 (16%)	11 (17%)	1 (2%)	0 (0%)
25-34 years	241 (23%)	12 (19%)	4 (8%)	0 (0%)
35-44 years	191 (18%)	12 (19%)	7 (14%)	0 (0%)
45-54 years	176 (16%)	16 (25%)	10 (20%)	1 (13%)
55-64 years	131 (12%)	6 (9%)	8 (16%)	1 (13%)
65-74 years	74 (7%)	4 (6%)	7 (14%)	1 (13%)
75-84 years	35 (3%)	2 (3%)	11 (22%)	4 (50%)
85+ years	10 (1%)	0 (0%)	3 (6%)	1 (13%)
Unknown	1 (0%)	0 (0%)	0 (0%)	0 (0%)
Total	1,068	64	51	8

Hospitalization counts include anyone who was hospitalized at some point during their illness. It does not reflect the number of people currently hospitalized.
Other race includes any person with a race of American Indian/Alaskan native, Asian, native Hawaiian/Pacific Islander, or other.

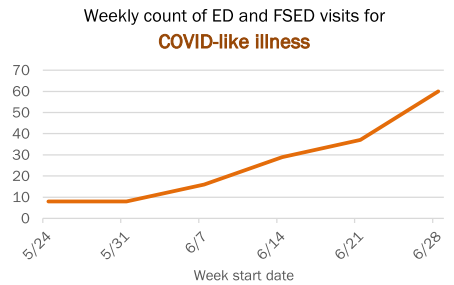
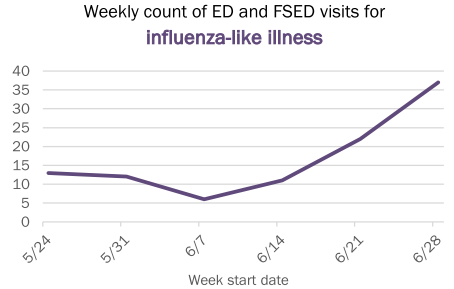
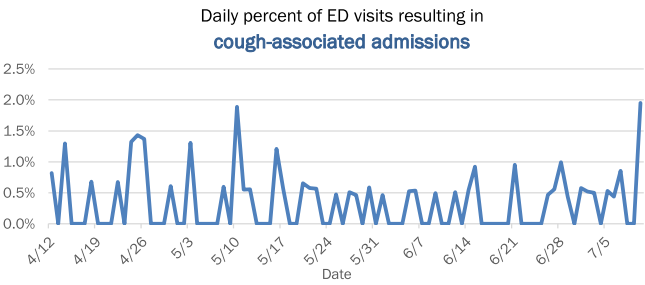
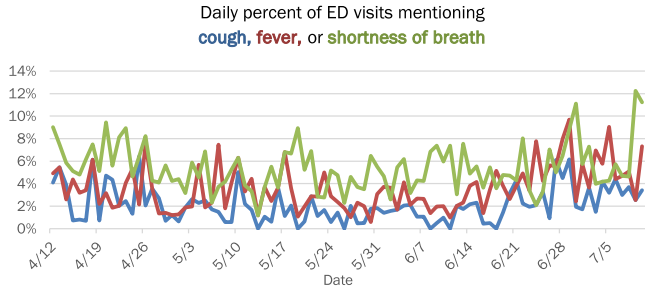
Laboratory testing for Florida residents and non-Florida residents over the past 2 weeks

Percent positivity for new cases

These counts include the number of people for whom the department received PCR or antigen laboratory results by day. This percent is the number of people who test positive for the first time divided by all the people tested that day, excluding people who have previously tested positive.



Emergency department (ED) and freestanding ED (FSED) chief complaint and admission data for Bay County



The Electronic Surveillance System for the Early Notification of Community-Based Epidemics (ESSENCE-FL) includes chief complaint data from 211 of 212 Florida EDs and 77 of 80 Florida FSEDs. Data are transmitted electronically to ESSENCE-FL daily or hourly.