

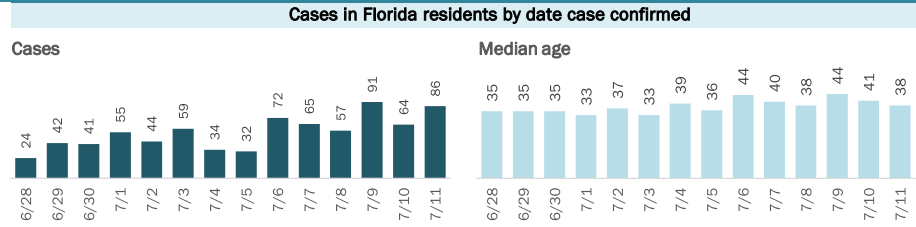
COVID-19: summary for Bay County

Data through Jul 11, 2020 verified as of Jul 12, 2020 at 09:25 AM

Data in this report are provisional and subject to change.

Cases: people with positive PCR or antigen test result

Total cases	1,193
Florida residents	1,154
Non-Florida residents	39
Gender for Florida residents	
Men	532
Women	620
Unknown	2
Age for Florida residents	
Range	0 - 95
Median age	38



Race, ethnicity	Cases	Hospitalizations	Deaths
White	685 (59%)	35 (67%)	6 (75%)
Hispanic	138 (12%)	8 (15%)	0 (0%)
Non-Hispanic	518 (45%)	26 (50%)	6 (75%)
Unknown ethnicity	29 (3%)	1 (2%)	0 (0%)
Black	143 (12%)	8 (15%)	0 (0%)
Hispanic	0 (0%)	0 (0%)	0 (0%)
Non-Hispanic	126 (11%)	8 (15%)	0 (0%)
Unknown ethnicity	17 (1%)	0 (0%)	0 (0%)
Other	59 (5%)	7 (13%)	1 (13%)
Hispanic	19 (2%)	5 (10%)	1 (13%)
Non-Hispanic	34 (3%)	2 (4%)	0 (0%)
Unknown ethnicity	6 (1%)	0 (0%)	0 (0%)
Unknown race	267 (23%)	2 (4%)	1 (13%)
Hispanic	2 (0%)	1 (2%)	0 (0%)
Non-Hispanic	3 (0%)	1 (2%)	0 (0%)
Unknown ethnicity	262 (23%)	0 (0%)	1 (13%)
Total	1,154	52	8

Outcomes for Florida residents

Bay	
Hospitalizations	52 (5% of all cases)
Deaths	8 (1% of all cases)
New deaths	0

Statewide

Hospitalizations	18,271 (7% of all cases)
Deaths	4,242 (2% of all cases)
New deaths	44

New deaths are those identified since last report.

Cases in facility staff/residents

Bay	
Long-term care	61 (5% of all cases)
Correctional	20 (2% of all cases)

Statewide

Long-term care	16,486 (6% of all cases)
Correctional	4,642 (2% of all cases)

Age group	All cases	New cases (7/11)	Hospitalizations	Deaths
0-4 years	16 (1%)	1 (1%)	0 (0%)	0 (0%)
5-14 years	21 (2%)	1 (1%)	0 (0%)	0 (0%)
15-24 years	192 (17%)	18 (21%)	1 (2%)	0 (0%)
25-34 years	258 (22%)	17 (20%)	4 (8%)	0 (0%)
35-44 years	205 (18%)	14 (16%)	7 (13%)	0 (0%)
45-54 years	194 (17%)	18 (21%)	10 (19%)	1 (13%)
55-64 years	139 (12%)	8 (9%)	8 (15%)	1 (13%)
65-74 years	78 (7%)	4 (5%)	8 (15%)	1 (13%)
75-84 years	37 (3%)	2 (2%)	11 (21%)	4 (50%)
85+ years	13 (1%)	3 (3%)	3 (6%)	1 (13%)
Unknown	1 (0%)	0 (0%)	0 (0%)	0 (0%)
Total	1,154	86	52	8

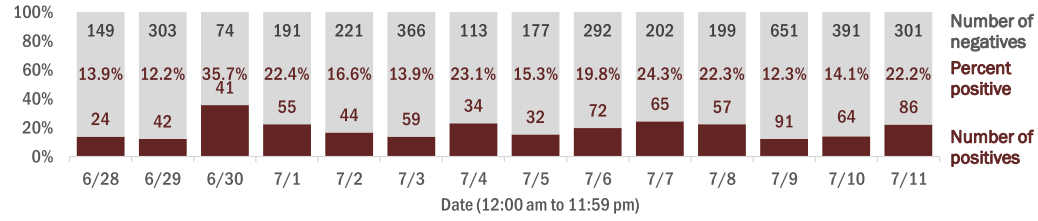
Hospitalization counts include anyone who was hospitalized at some point during their illness. It does not reflect the number of people currently hospitalized.

Other race includes any person with a race of American Indian/Alaskan native, Asian, native Hawaiian/Pacific Islander, or other.

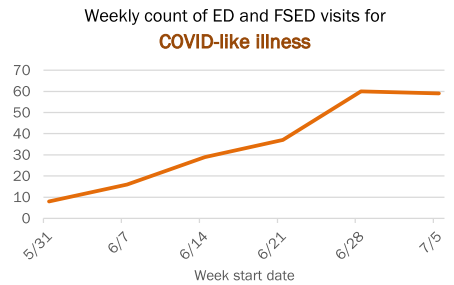
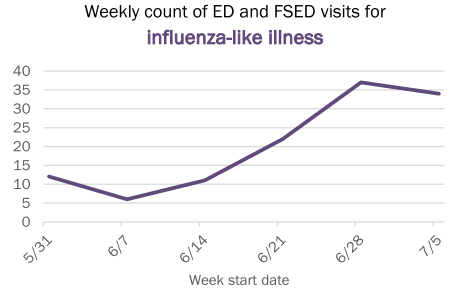
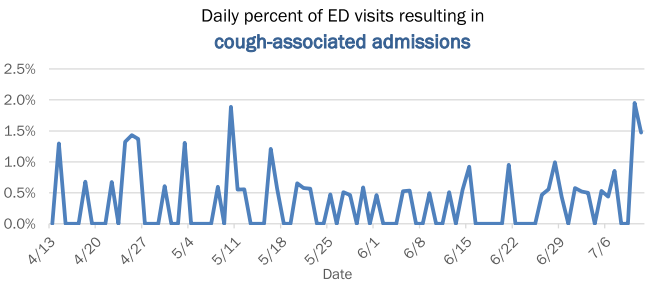
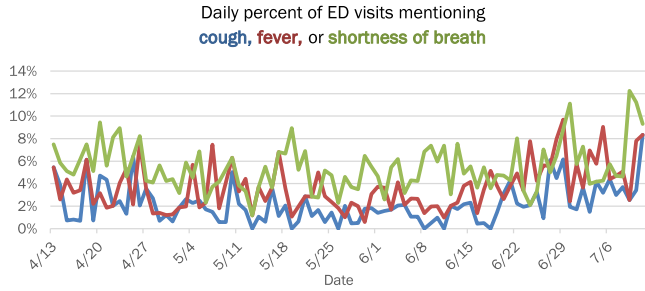
Laboratory testing for Florida residents and non-Florida residents over the past 2 weeks

Percent positivity for new cases

These counts include the number of people for whom the department received PCR or antigen laboratory results by day. This percent is the number of people who test positive for the first time divided by all the people tested that day, excluding people who have previously tested positive.



Emergency department (ED) and freestanding ED (FSED) chief complaint and admission data for Bay County



The Electronic Surveillance System for the Early Notification of Community-Based Epidemics (ESSENCE-FL) includes chief complaint data from 211 of 212 Florida EDs and 77 of 80 Florida FSEDs. Data are transmitted electronically to ESSENCE-FL daily or hourly.