

COVID-19: summary for Bay County

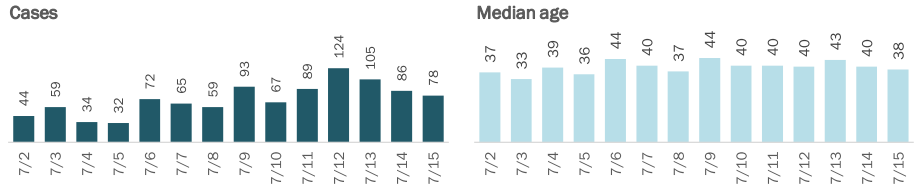
Data through Jul 15, 2020 verified as of Jul 16, 2020 at 09:25 AM

Data in this report are provisional and subject to change.

Cases: people with positive PCR or antigen test result

Total cases	1,602
Florida residents	1,558
Non-Florida residents	44
Gender for Florida residents	
Men	711
Women	844
Unknown	3
Age for Florida residents	
Range	0 - 96
Median age	39

Cases in Florida residents by date case confirmed



Race, ethnicity	Cases	Hospitalizations	Deaths
White	871 (56%)	38 (68%)	6 (75%)
Hispanic	147 (9%)	8 (14%)	0 (0%)
Non-Hispanic	702 (45%)	28 (50%)	6 (75%)
Unknown ethnicity	22 (1%)	2 (4%)	0 (0%)
Black	185 (12%)	8 (14%)	0 (0%)
Hispanic	0 (0%)	0 (0%)	0 (0%)
Non-Hispanic	166 (11%)	8 (14%)	0 (0%)
Unknown ethnicity	19 (1%)	0 (0%)	0 (0%)
Other	69 (4%)	8 (14%)	1 (13%)
Hispanic	21 (1%)	5 (9%)	1 (13%)
Non-Hispanic	42 (3%)	3 (5%)	0 (0%)
Unknown ethnicity	6 (0%)	0 (0%)	0 (0%)
Unknown race	433 (28%)	2 (4%)	1 (13%)
Hispanic	4 (0%)	1 (2%)	0 (0%)
Non-Hispanic	4 (0%)	1 (2%)	0 (0%)
Unknown ethnicity	425 (27%)	0 (0%)	1 (13%)
Total	1,558	56	8

Outcomes for Florida residents

Bay	
Hospitalizations	56 (4% of all cases)
Deaths	8 (1% of all cases)
New deaths	0

Statewide

Hospitalizations	19,825 (6% of all cases)
Deaths	4,677 (2% of all cases)
New deaths	156

New deaths are those identified since last report.

Cases in facility staff/residents

Bay	
Long-term care	71 (5% of all cases)
Correctional	31 (2% of all cases)

Statewide

Long-term care	18,390 (6% of all cases)
Correctional	5,636 (2% of all cases)

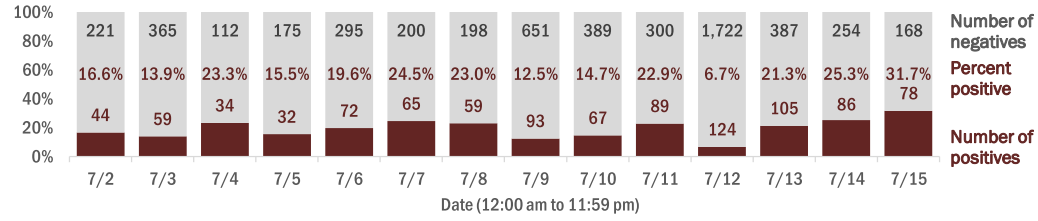
Age group	All cases	New cases (7/15)	Hospitalizations	Deaths
0-4 years	22 (1%)	2 (3%)	0 (0%)	0 (0%)
5-14 years	31 (2%)	1 (1%)	0 (0%)	0 (0%)
15-24 years	269 (17%)	11 (14%)	1 (2%)	0 (0%)
25-34 years	337 (22%)	18 (23%)	4 (7%)	0 (0%)
35-44 years	271 (17%)	17 (22%)	7 (13%)	0 (0%)
45-54 years	256 (16%)	12 (15%)	12 (21%)	1 (13%)
55-64 years	195 (13%)	12 (15%)	9 (16%)	1 (13%)
65-74 years	111 (7%)	5 (6%)	8 (14%)	1 (13%)
75-84 years	49 (3%)	0 (0%)	12 (21%)	4 (50%)
85+ years	16 (1%)	0 (0%)	3 (5%)	1 (13%)
Unknown	1 (0%)	0 (0%)	0 (0%)	0 (0%)
Total	1,558	78	56	8

Hospitalization counts include anyone who was hospitalized at some point during their illness. It does not reflect the number of people currently hospitalized.
Other race includes any person with a race of American Indian/Alaskan native, Asian, native Hawaiian/Pacific Islander, or other.

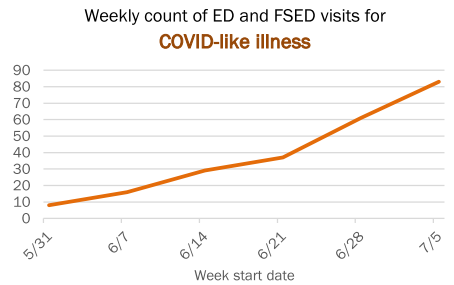
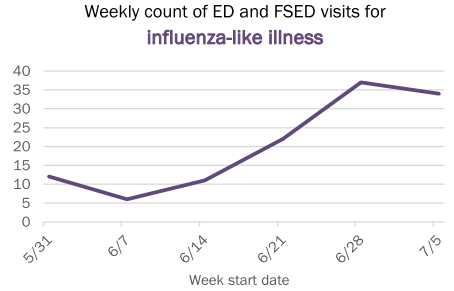
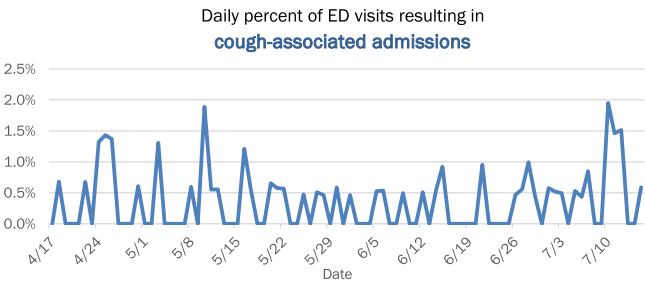
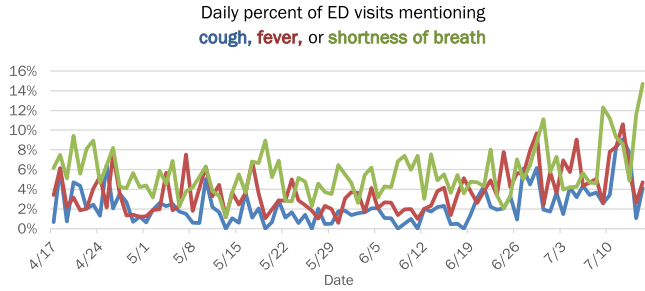
Laboratory testing for Florida residents and non-Florida residents over the past 2 weeks

Percent positivity for new cases

These counts include the number of people for whom the department received PCR or antigen laboratory results by day. This percent is the number of people who test positive for the first time divided by all the people tested that day, excluding people who have previously tested positive.



Emergency department (ED) and freestanding ED (FSED) chief complaint and admission data for Bay County



The Electronic Surveillance System for the Early Notification of Community-Based Epidemics (ESSENCE-FL) includes chief complaint data from 211 of 212 Florida EDs and 77 of 80 Florida FSEDs. Data are transmitted electronically to ESSENCE-FL daily or hourly.