

COVID-19: summary for Bay County

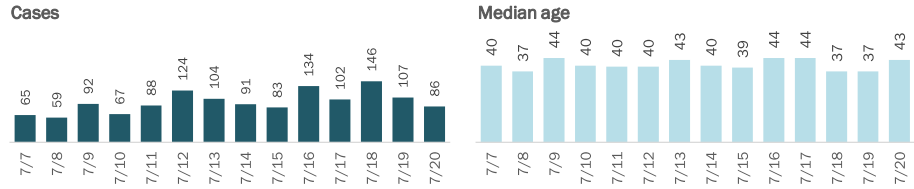
Data through Jul 20, 2020 verified as of Jul 21, 2020 at 09:25 AM

Data in this report are provisional and subject to change.

Cases: people with positive PCR or antigen test result

Total cases	2,195
Florida residents	2,140
Non-Florida residents	55
Gender for Florida residents	
Men	976
Women	1,157
Unknown	7
Age for Florida residents	
Range	0 - 96
Median age	39

Cases in Florida residents by date case confirmed



Race, ethnicity	Cases	Hospitalizations	Deaths
White	1,161 (54%)	47 (70%)	8 (73%)
Hispanic	157 (7%)	8 (12%)	0 (0%)
Non-Hispanic	953 (45%)	37 (55%)	8 (73%)
Unknown ethnicity	51 (2%)	2 (3%)	0 (0%)
Black	235 (11%)	9 (13%)	1 (9%)
Hispanic	0 (0%)	0 (0%)	0 (0%)
Non-Hispanic	210 (10%)	9 (13%)	1 (9%)
Unknown ethnicity	25 (1%)	0 (0%)	0 (0%)
Other	113 (5%)	9 (13%)	1 (9%)
Hispanic	26 (1%)	5 (7%)	1 (9%)
Non-Hispanic	64 (3%)	4 (6%)	0 (0%)
Unknown ethnicity	23 (1%)	0 (0%)	0 (0%)
Unknown race	631 (29%)	2 (3%)	1 (9%)
Hispanic	8 (0%)	1 (1%)	0 (0%)
Non-Hispanic	23 (1%)	1 (1%)	0 (0%)
Unknown ethnicity	600 (28%)	0 (0%)	1 (9%)
Total	2,140	67	11

Outcomes for Florida residents

Bay	
Hospitalizations	67 (3% of all cases)
Deaths	11 (1% of all cases)
New deaths	2

Statewide

Hospitalizations	21,780 (6% of all cases)
Deaths	5,206 (1% of all cases)
New deaths	134

New deaths are those identified since last report.

Cases in facility staff/residents

Bay	
Long-term care	77 (4% of all cases)
Correctional	31 (1% of all cases)

Statewide

Long-term care	20,506 (6% of all cases)
Correctional	6,340 (2% of all cases)

Age group	All cases	New cases (7/20)	Hospitalizations	Deaths
0-4 years	32 (1%)	2 (2%)	0 (0%)	0 (0%)
5-14 years	43 (2%)	3 (3%)	0 (0%)	0 (0%)
15-24 years	365 (17%)	16 (19%)	1 (1%)	0 (0%)
25-34 years	447 (21%)	14 (16%)	4 (6%)	0 (0%)
35-44 years	373 (17%)	13 (15%)	8 (12%)	1 (9%)
45-54 years	355 (17%)	8 (9%)	13 (19%)	1 (9%)
55-64 years	278 (13%)	14 (16%)	11 (16%)	1 (9%)
65-74 years	162 (8%)	10 (12%)	11 (16%)	1 (9%)
75-84 years	64 (3%)	5 (6%)	16 (24%)	5 (45%)
85+ years	21 (1%)	1 (1%)	3 (4%)	2 (18%)
Unknown	0 (0%)	0 (0%)	0 (0%)	0 (0%)
Total	2,140	86	67	11

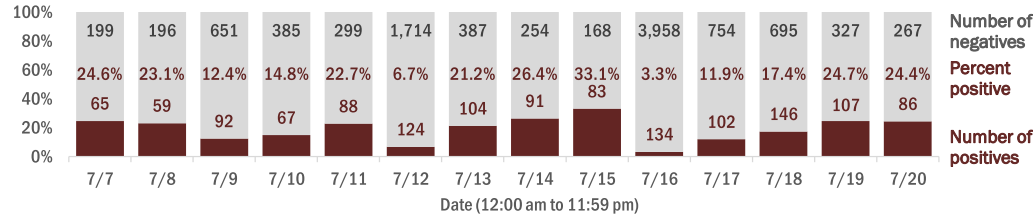
Hospitalization counts include anyone who was hospitalized at some point during their illness. It does not reflect the number of people currently hospitalized.

Other race includes any person with a race of American Indian/Alaskan native, Asian, native Hawaiian/Pacific Islander, or other.

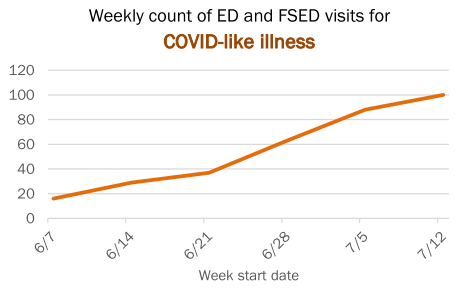
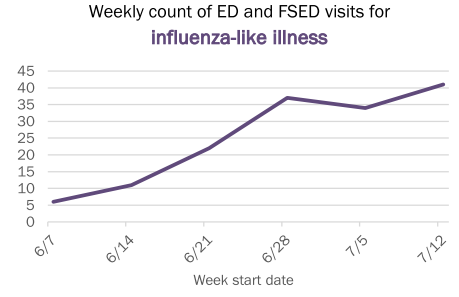
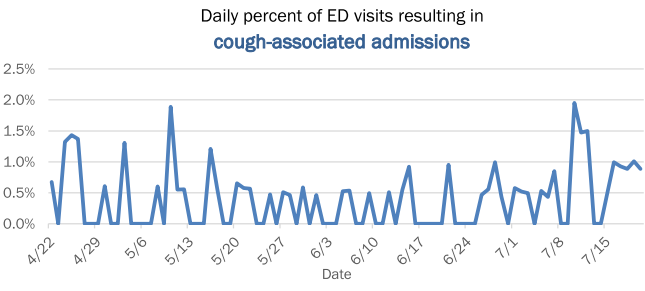
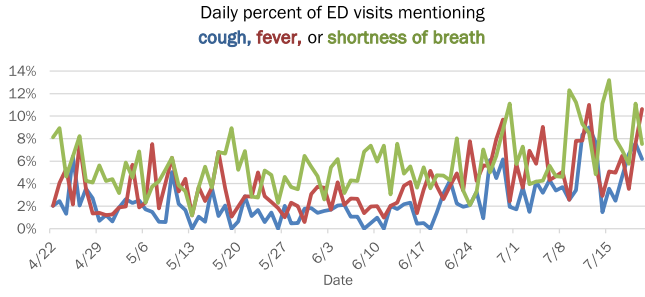
Laboratory testing for Florida residents and non-Florida residents over the past 2 weeks

Percent positivity for new cases

These counts include the number of people for whom the department received PCR or antigen laboratory results by day. This percent is the number of people who test positive for the first time divided by all the people tested that day, excluding people who have previously tested positive.



Emergency department (ED) and freestanding ED (FSED) chief complaint and admission data for Bay County



The Electronic Surveillance System for the Early Notification of Community-Based Epidemics (ESSENCE-FL) includes chief complaint data from 211 of 212 Florida EDs and 77 of 80 Florida FSEDs. Data are transmitted electronically to ESSENCE-FL daily or hourly.