

COVID-19: summary for Bay County

Data through Jul 21, 2020 verified as of Jul 22, 2020 at 09:25 AM

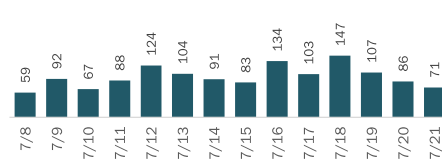
Data in this report are provisional and subject to change.

Cases: people with positive PCR or antigen test result

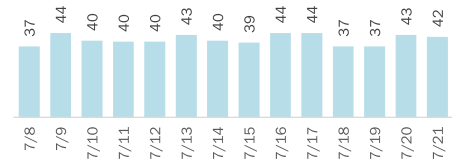
Total cases	2,269
Florida residents	2,213
Non-Florida residents	56
Gender for Florida residents	
Men	1,018
Women	1,188
Unknown	7
Age for Florida residents	
Range	0 - 96
Median age	39

Cases in Florida residents by date case confirmed

Cases



Median age



Race, ethnicity	Cases	Hospitalizations	Deaths
White	1,213 (55%)	50 (68%)	9 (69%)
Hispanic	160 (7%)	8 (11%)	0 (0%)
Non-Hispanic	1,001 (45%)	40 (55%)	9 (69%)
Unknown ethnicity	52 (2%)	2 (3%)	0 (0%)
Black	246 (11%)	12 (16%)	2 (15%)
Hispanic	0 (0%)	0 (0%)	0 (0%)
Non-Hispanic	221 (10%)	12 (16%)	2 (15%)
Unknown ethnicity	25 (1%)	0 (0%)	0 (0%)
Other	114 (5%)	9 (12%)	1 (8%)
Hispanic	26 (1%)	5 (7%)	1 (8%)
Non-Hispanic	64 (3%)	4 (5%)	0 (0%)
Unknown ethnicity	24 (1%)	0 (0%)	0 (0%)
Unknown race	640 (29%)	2 (3%)	1 (8%)
Hispanic	7 (0%)	1 (1%)	0 (0%)
Non-Hispanic	25 (1%)	1 (1%)	0 (0%)
Unknown ethnicity	608 (27%)	0 (0%)	1 (8%)
Total	2,213	73	13

Outcomes for Florida residents

Bay	
Hospitalizations	73 (3% of all cases)
Deaths	13 (1% of all cases)
New deaths	2

Statewide

Hospitalizations	22,243 (6% of all cases)
Deaths	5,345 (1% of all cases)
New deaths	138

New deaths are those identified since last report.

Cases in facility staff/residents

Bay	
Long-term care	80 (4% of all cases)
Correctional	31 (1% of all cases)

Statewide

Long-term care	20,978 (6% of all cases)
Correctional	6,442 (2% of all cases)

Age group	All cases	New cases (7/21)	Hospitalizations	Deaths
0-4 years	35 (2%)	3 (4%)	0 (0%)	0 (0%)
5-14 years	43 (2%)	0 (0%)	0 (0%)	0 (0%)
15-24 years	379 (17%)	14 (20%)	1 (1%)	0 (0%)
25-34 years	460 (21%)	12 (17%)	4 (5%)	0 (0%)
35-44 years	387 (17%)	14 (20%)	8 (11%)	1 (8%)
45-54 years	368 (17%)	11 (15%)	16 (22%)	2 (15%)
55-64 years	288 (13%)	11 (15%)	12 (16%)	2 (15%)
65-74 years	165 (7%)	3 (4%)	12 (16%)	1 (8%)
75-84 years	66 (3%)	2 (3%)	16 (22%)	5 (38%)
85+ years	22 (1%)	1 (1%)	4 (5%)	2 (15%)
Unknown	0 (0%)	0 (0%)	0 (0%)	0 (0%)
Total	2,213	71	73	13

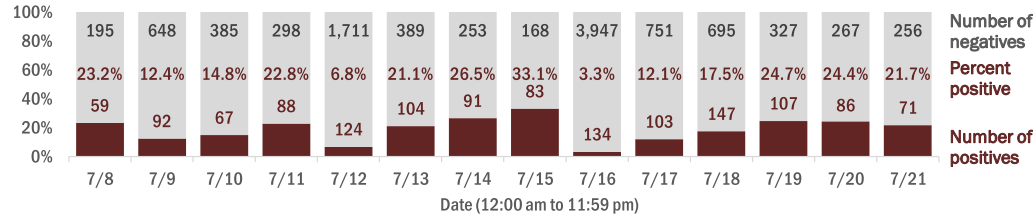
Hospitalization counts include anyone who was hospitalized at some point during their illness. It does not reflect the number of people currently hospitalized.

Other race includes any person with a race of American Indian/Alaskan native, Asian, native Hawaiian/Pacific Islander, or other.

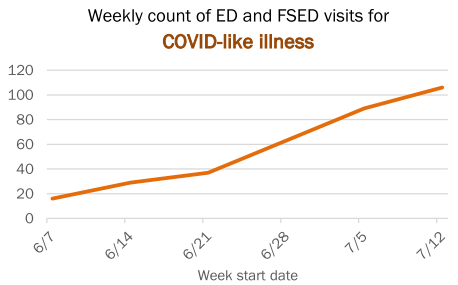
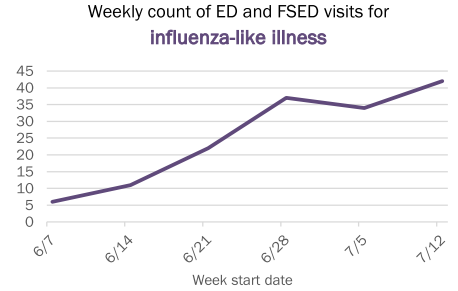
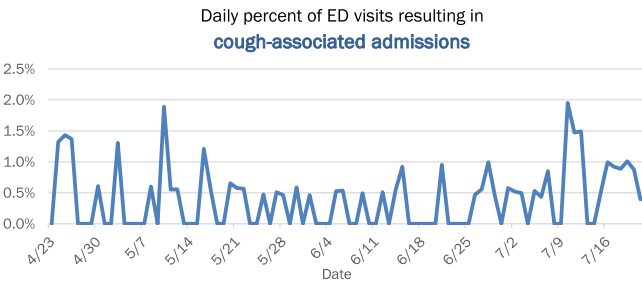
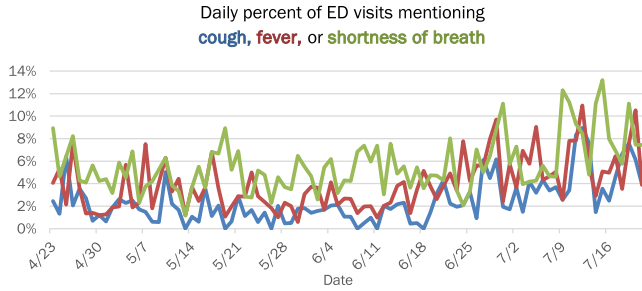
Laboratory testing for Florida residents and non-Florida residents over the past 2 weeks

Percent positivity for new cases

These counts include the number of people for whom the department received PCR or antigen laboratory results by day. This percent is the number of people who test positive for the first time divided by all the people tested that day, excluding people who have previously tested positive.



Emergency department (ED) and freestanding ED (FSED) chief complaint and admission data for Bay County



The Electronic Surveillance System for the Early Notification of Community-Based Epidemics (ESSENCE-FL) includes chief complaint data from 211 of 212 Florida EDs and 77 of 80 Florida FSEDs. Data are transmitted electronically to ESSENCE-FL daily or hourly.