

COVID-19: summary for Bay County

Data through Jul 25, 2020 verified as of Jul 26, 2020 at 09:25 AM

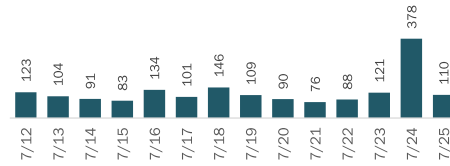
Data in this report are provisional and subject to change.

Cases: people with positive PCR or antigen test result

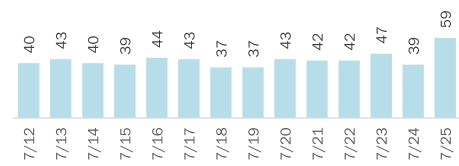
Total cases	2,972
Florida residents	2,914
Non-Florida residents	58
Gender for Florida residents	
Men	1,495
Women	1,408
Unknown	11
Age for Florida residents	
Range	0 - 98
Median age	40

Cases in Florida residents by date case confirmed

Cases



Median age



Race, ethnicity	Cases	Hospitalizations	Deaths
White	1,627 (56%)	66 (70%)	11 (73%)
Hispanic	175 (6%)	9 (10%)	0 (0%)
Non-Hispanic	1,227 (42%)	55 (59%)	11 (73%)
Unknown ethnicity	225 (8%)	2 (2%)	0 (0%)
Black	302 (10%)	14 (15%)	2 (13%)
Hispanic	3 (0%)	0 (0%)	0 (0%)
Non-Hispanic	262 (9%)	14 (15%)	2 (13%)
Unknown ethnicity	37 (1%)	0 (0%)	0 (0%)
Other	143 (5%)	10 (11%)	1 (7%)
Hispanic	42 (1%)	6 (6%)	1 (7%)
Non-Hispanic	87 (3%)	4 (4%)	0 (0%)
Unknown ethnicity	14 (0%)	0 (0%)	0 (0%)
Unknown race	842 (29%)	4 (4%)	1 (7%)
Hispanic	59 (2%)	1 (1%)	0 (0%)
Non-Hispanic	27 (1%)	1 (1%)	0 (0%)
Unknown ethnicity	756 (26%)	2 (2%)	1 (7%)
Total	2,914	94	15

Outcomes for Florida residents

Bay

Hospitalizations	94	(3% of all cases)
Deaths	15	(1% of all cases)
New deaths	0	

Statewide

Hospitalizations	24,064	(6% of all cases)
Deaths	5,854	(1% of all cases)
New deaths	77	

New deaths are those identified since last report.

Cases in facility staff/residents

Bay

Long-term care	101	(3% of all cases)
Correctional	33	(1% of all cases)

Statewide

Long-term care	23,155	(6% of all cases)
Correctional	7,598	(2% of all cases)

Age group	All cases	New cases (7/25)	Hospitalizations	Deaths
0-4 years	40 (1%)	0 (0%)	0 (0%)	0 (0%)
5-14 years	52 (2%)	2 (2%)	0 (0%)	0 (0%)
15-24 years	447 (15%)	9 (8%)	4 (4%)	0 (0%)
25-34 years	621 (21%)	19 (17%)	6 (6%)	0 (0%)
35-44 years	527 (18%)	10 (9%)	9 (10%)	1 (7%)
45-54 years	497 (17%)	12 (11%)	18 (19%)	2 (13%)
55-64 years	364 (12%)	12 (11%)	16 (17%)	3 (20%)
65-74 years	226 (8%)	19 (17%)	16 (17%)	2 (13%)
75-84 years	101 (3%)	14 (13%)	21 (22%)	5 (33%)
85+ years	39 (1%)	13 (12%)	4 (4%)	2 (13%)
Unknown	0 (0%)	0 (0%)	0 (0%)	0 (0%)
Total	2,914	110	94	15

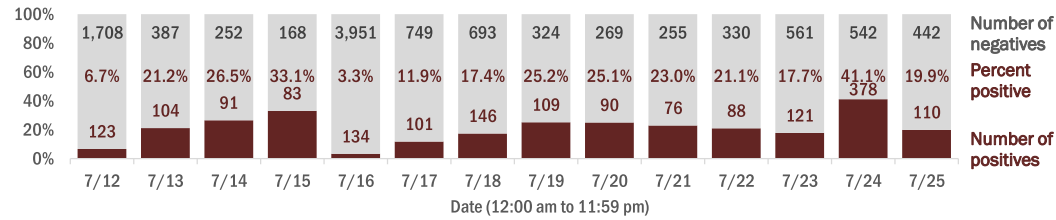
Hospitalization counts include anyone who was hospitalized at some point during their illness. It does not reflect the number of people currently hospitalized.

Other race includes any person with a race of American Indian/Alaskan native, Asian, native Hawaiian/Pacific Islander, or other.

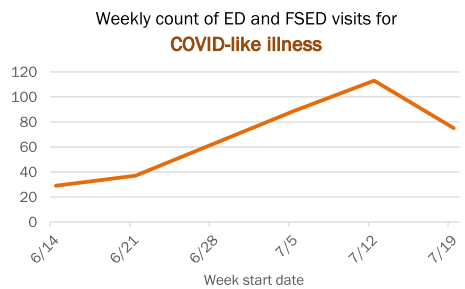
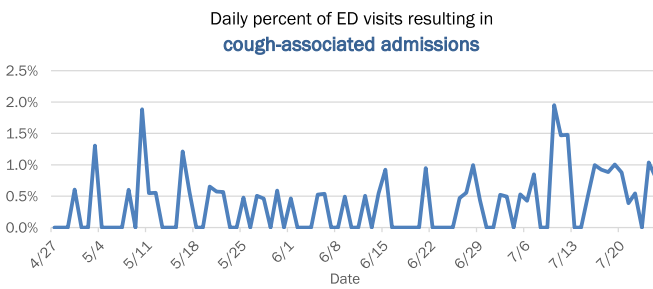
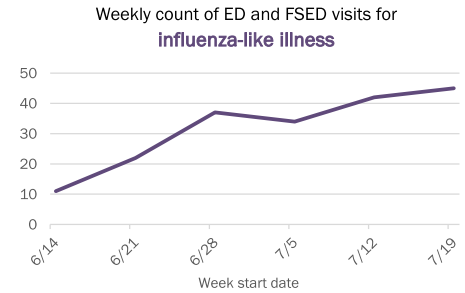
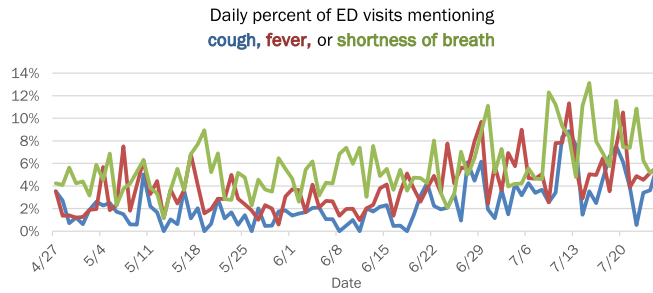
Laboratory testing for Florida residents and non-Florida residents over the past 2 weeks

Percent positivity for new cases

These counts include the number of people for whom the department received PCR or antigen laboratory results by day. This percent is the number of people who test positive for the first time divided by all the people tested that day, excluding people who have previously tested positive.



Emergency department (ED) and freestanding ED (FSED) chief complaint and admission data for Bay County



The Electronic Surveillance System for the Early Notification of Community-Based Epidemics (ESSENCE-FL) includes chief complaint data from 211 of 212 Florida EDs and 77 of 80 Florida FSEDs. Data are transmitted electronically to ESSENCE-FL daily or hourly.