

# COVID-19: summary for Bay County

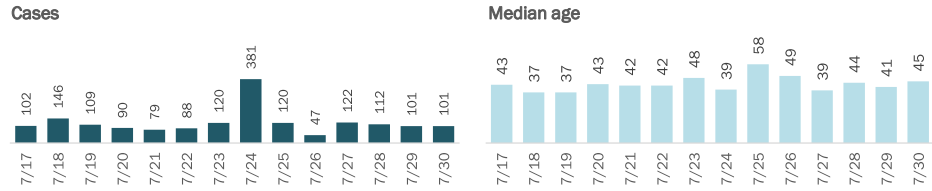
Data through Jul 30, 2020 verified as of Jul 31, 2020 at 09:25 AM

Data in this report are provisional and subject to change.

## Cases: people with positive PCR or antigen test result

<b>Total cases</b>	<b>3,475</b>
Florida residents	3,413
Non-Florida residents	62
<b>Gender for Florida residents</b>	
Men	1,749
Women	1,653
Unknown	11
<b>Age for Florida residents</b>	
Range	0 - 104
Median age	40

## Cases in Florida residents by date case confirmed



Race, ethnicity	Cases	Hospitalizations	Deaths
<b>White</b>	2,001 (59%)	91 (69%)	14 (67%)
Hispanic	191 (6%)	9 (7%)	0 (0%)
Non-Hispanic	1,594 (47%)	80 (61%)	14 (67%)
Unknown ethnicity	216 (6%)	2 (2%)	0 (0%)
<b>Black</b>	372 (11%)	24 (18%)	4 (19%)
Hispanic	4 (0%)	0 (0%)	0 (0%)
Non-Hispanic	330 (10%)	24 (18%)	4 (19%)
Unknown ethnicity	38 (1%)	0 (0%)	0 (0%)
<b>Other</b>	185 (5%)	11 (8%)	2 (10%)
Hispanic	61 (2%)	6 (5%)	1 (5%)
Non-Hispanic	108 (3%)	5 (4%)	1 (5%)
Unknown ethnicity	16 (0%)	0 (0%)	0 (0%)
<b>Unknown race</b>	855 (25%)	5 (4%)	1 (5%)
Hispanic	58 (2%)	1 (1%)	0 (0%)
Non-Hispanic	32 (1%)	1 (1%)	0 (0%)
Unknown ethnicity	765 (22%)	3 (2%)	1 (5%)
<b>Total</b>	<b>3,413</b>	<b>131</b>	<b>21</b>

## Outcomes for Florida residents

<b>Bay</b>		
Hospitalizations	131	(4% of all cases)
Deaths	21	(1% of all cases)
New deaths	0	

## Statewide

Hospitalizations	26,533	(6% of all cases)
Deaths	6,843	(1% of all cases)
New deaths	257	

New deaths are those identified since last report.

## Cases in facility staff/residents

<b>Bay</b>		
Long-term care	163	(5% of all cases)
Correctional	48	(1% of all cases)

## Statewide

Long-term care	26,163	(6% of all cases)
Correctional	10,084	(2% of all cases)

Age group	All cases	New cases (7/30)	Hospitalizations	Deaths
0-4 years	46 (1%)	2 (2%)	0 (0%)	0 (0%)
5-14 years	66 (2%)	1 (1%)	0 (0%)	0 (0%)
15-24 years	524 (15%)	17 (17%)	3 (2%)	0 (0%)
25-34 years	702 (21%)	12 (12%)	6 (5%)	0 (0%)
35-44 years	614 (18%)	17 (17%)	10 (8%)	1 (5%)
45-54 years	579 (17%)	20 (20%)	22 (17%)	2 (10%)
55-64 years	437 (13%)	15 (15%)	23 (18%)	4 (19%)
65-74 years	272 (8%)	8 (8%)	29 (22%)	4 (19%)
75-84 years	125 (4%)	6 (6%)	26 (20%)	7 (33%)
85+ years	47 (1%)	2 (2%)	12 (9%)	3 (14%)
Unknown	1 (0%)	1 (1%)	0 (0%)	0 (0%)
<b>Total</b>	<b>3,413</b>	<b>101</b>	<b>131</b>	<b>21</b>

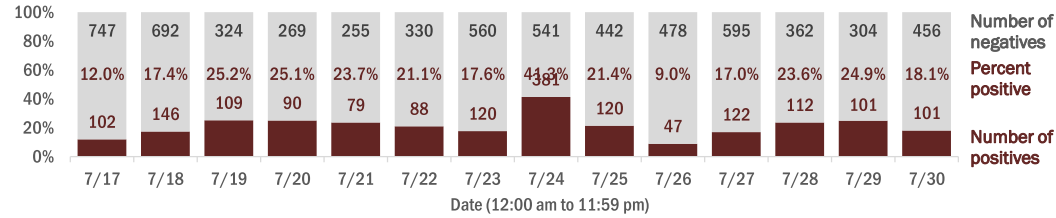
**Hospitalization** counts include anyone who was hospitalized at some point during their illness. It does not reflect the number of people currently hospitalized.

**Other race** includes any person with a race of American Indian/Alaskan native, Asian, native Hawaiian/Pacific Islander, or other.

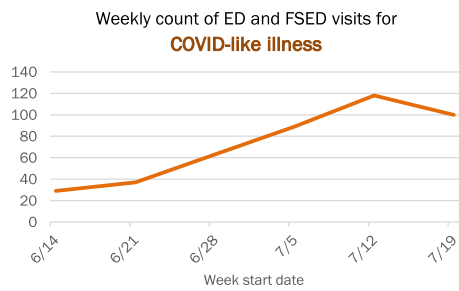
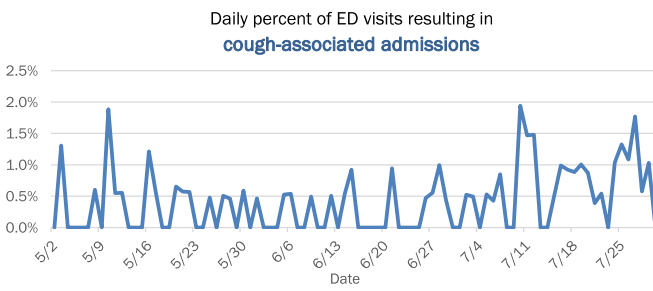
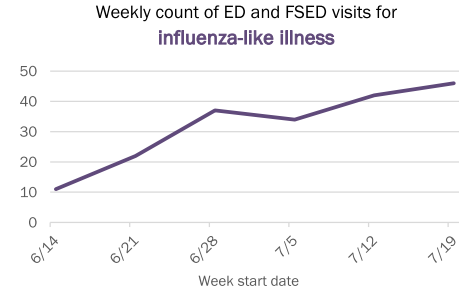
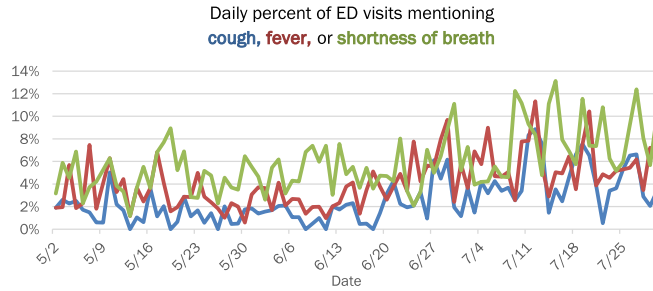
### Laboratory testing for Florida residents and non-Florida residents over the past 2 weeks

#### Percent positivity for new cases

These counts include the number of people for whom the department received PCR or antigen laboratory results by day. This percent is the number of people who test positive for the first time divided by all the people tested that day, excluding people who have previously tested positive.



### Emergency department (ED) and freestanding ED (FSED) chief complaint and admission data for Bay County



The Electronic Surveillance System for the Early Notification of Community-Based Epidemics (ESSENCE-FL) includes chief complaint data from 211 of 212 Florida EDs and 77 of 80 Florida FSEDs. Data are transmitted electronically to ESSENCE-FL daily or hourly.