

COVID-19: summary for Bay County

Data through Aug 17, 2020 verified as of Aug 18, 2020 at 09:25 AM

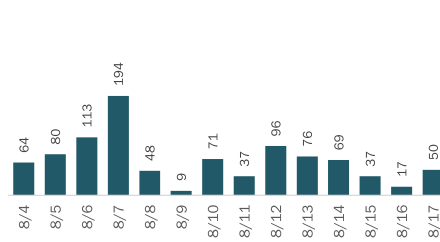
Data in this report are provisional and subject to change.

Cases: people with positive PCR or antigen test result

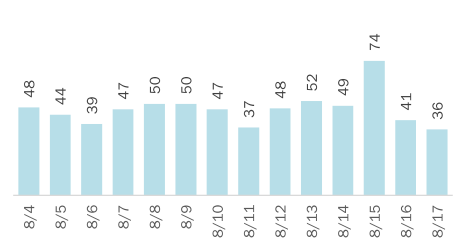
Total cases	4,886
Florida residents	4,808
Non-Florida residents	78
Type of case	
PCR positive	4,285
Antigen positive	523
Gender for Florida residents	
Men	2,422
Women	2,324
Unknown	62
Age for Florida residents	
Range	0 - 99
Median age	42

Cases in Florida residents by date case confirmed

Cases



Median age



Race, ethnicity	Cases	Hospitalizations	Deaths
White	2,636 55%	172 69%	51 76%
Hispanic	217 5%	11 4%	2 3%
Non-Hispanic	2,233 46%	158 63%	47 70%
Unknown ethnicity	186 4%	3 1%	2 3%
Black	488 10%	48 19%	10 15%
Hispanic	6 0%	1 0%	0 0%
Non-Hispanic	440 9%	47 19%	10 15%
Unknown ethnicity	42 1%	0 0%	0 0%
Other	608 13%	23 9%	4 6%
Hispanic	109 2%	8 3%	1 1%
Non-Hispanic	288 6%	15 6%	3 4%
Unknown ethnicity	211 4%	0 0%	0 0%
Unknown race	1,076 22%	7 3%	2 3%
Hispanic	17 0%	1 0%	0 0%
Non-Hispanic	36 1%	1 0%	0 0%
Unknown ethnicity	1,023 21%	5 2%	2 3%
Total	4,808	250	67

Outcomes for Florida residents

Bay		
Hospitalizations	250	(5% of all cases)
Deaths	67	(1% of all cases)
New deaths	3	

Statewide

Hospitalizations	34,695	(6% of all cases)
Deaths	9,758	(2% of all cases)
New deaths	219	

New deaths are those identified since last report.

Cases in facility staff/residents

Bay		
Long-term care	248	(5% of all cases)
Correctional	396	(8% of all cases)

Statewide

Long-term care	34,844	(6% of all cases)
Correctional	18,473	(3% of all cases)

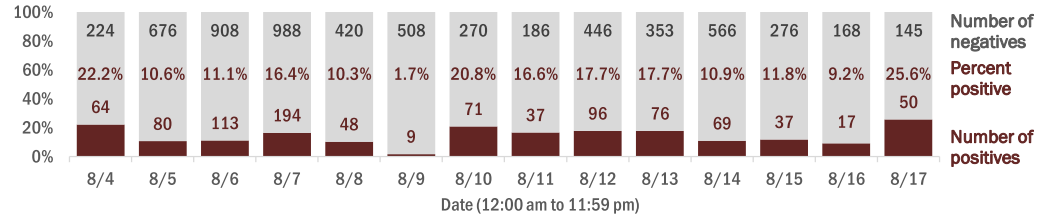
Age group	All cases	New cases (8/17)	Hospitalizations	Deaths
0-4 years	58 1%	0 0%	1 0%	0 0%
5-14 years	92 2%	3 6%	0 0%	0 0%
15-24 years	728 15%	3 6%	5 2%	0 0%
25-34 years	923 19%	17 34%	9 4%	0 0%
35-44 years	809 17%	13 26%	15 6%	2 3%
45-54 years	831 17%	5 10%	38 15%	5 7%
55-64 years	666 14%	3 6%	46 18%	11 16%
65-74 years	401 8%	3 6%	54 22%	19 28%
75-84 years	206 4%	0 0%	55 22%	17 25%
85+ years	71 1%	0 0%	27 11%	13 19%
Unknown	23 0%	3 6%	0 0%	0 0%
Total	4,808	50	250	67

Hospitalization counts include anyone who was hospitalized at some point during their illness. It does not reflect the number of people currently hospitalized.
Other race includes any person with a race of American Indian/Alaskan native, Asian, native Hawaiian/Pacific Islander, or other.

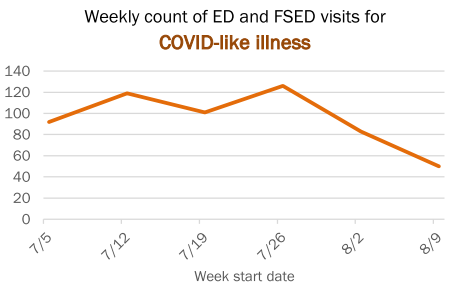
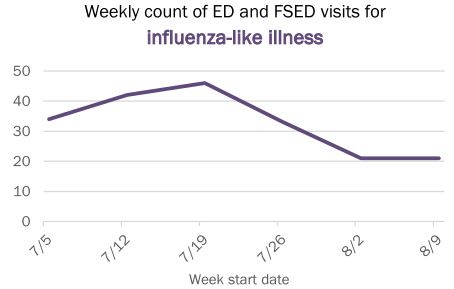
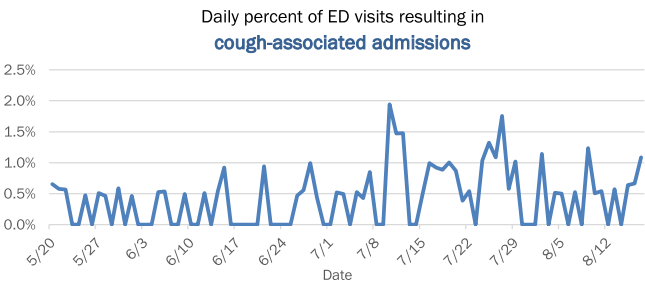
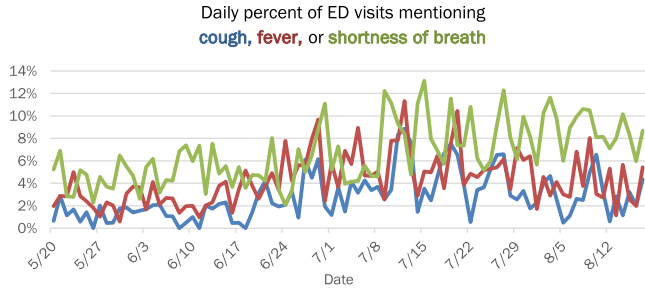
Laboratory testing for Florida residents over the past 2 weeks

Percent positivity for new cases in Florida residents

These counts include the number of Florida residents for whom the department received PCR or antigen laboratory results by day. This percent is the number of people who test positive for the first time divided by all the people tested that day, excluding people who have previously tested positive.



Emergency department (ED) and freestanding ED (FSED) chief complaint and admission data for Bay County



The Electronic Surveillance System for the Early Notification of Community-Based Epidemics (ESSENCE-FL) includes chief complaint data from 211 of 212 Florida EDs and 77 of 80 Florida FSEDs. Data are transmitted electronically to ESSENCE-FL daily or hourly.