

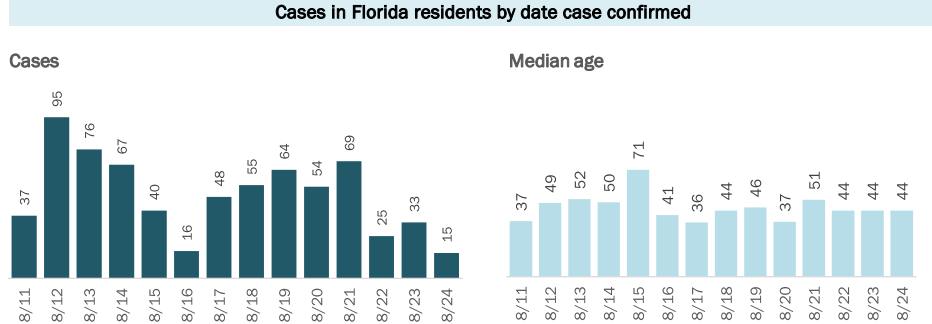
# COVID-19: summary for Bay County

Data through Aug 24, 2020 verified as of Aug 25, 2020 at 09:25 AM

Data in this report are provisional and subject to change.

## Cases: people with positive PCR or antigen test result

<b>Total cases</b>	<b>5,195</b>
Florida residents	5,114
Non-Florida residents	81
<b>Type of case</b>	
PCR positive	4,545
Antigen positive	569
<b>Gender for Florida residents</b>	
Men	2,573
Women	2,490
Unknown	51
<b>Age for Florida residents</b>	
Range	0 - 99
Median age	42



Race, ethnicity	Cases	Hospitalizations	Deaths
White	2,860   56%	184   66%	56   76%
Hispanic	235   5%	12   4%	2   3%
Non-Hispanic	2,434   48%	169   61%	52   70%
Unknown ethnicity	191   4%	3   1%	2   3%
Black	525   10%	50   18%	12   16%
Hispanic	6   0%	0   0%	0   0%
Non-Hispanic	480   9%	50   18%	12   16%
Unknown ethnicity	39   1%	0   0%	0   0%
Other	644   13%	37   13%	4   5%
Hispanic	118   2%	10   4%	1   1%
Non-Hispanic	339   7%	27   10%	3   4%
Unknown ethnicity	187   4%	0   0%	0   0%
Unknown race	1,085   21%	8   3%	2   3%
Hispanic	17   0%	1   0%	0   0%
Non-Hispanic	31   1%	1   0%	0   0%
Unknown ethnicity	1,037   20%	6   2%	2   3%
<b>Total</b>	<b>5,114</b>	<b>279</b>	<b>74</b>

## Outcomes for Florida residents

<b>Bay</b>	
Hospitalizations	279 (5% of all cases)
Deaths	74 (1% of all cases)
New deaths	3

## Statewide

Hospitalizations	37,038 (6% of all cases)
Deaths	10,580 (2% of all cases)
New deaths	183

New deaths are those identified since last report.

## Cases in facility staff/residents

<b>Bay</b>	
Long-term care	276 (5% of all cases)
Correctional	424 (8% of all cases)

## Statewide

Long-term care	37,815 (6% of all cases)
Correctional	19,552 (3% of all cases)

Age group	All cases	New cases (8/24)	Hospitalizations	Deaths
0-4 years	60   1%	0   0%	1   0%	0   0%
5-14 years	97   2%	0   0%	0   0%	0   0%
15-24 years	758   15%	1   7%	5   2%	0   0%
25-34 years	983   19%	3   20%	11   4%	0   0%
35-44 years	869   17%	4   27%	18   6%	2   3%
45-54 years	872   17%	0   0%	42   15%	5   7%
55-64 years	722   14%	6   40%	49   18%	12   16%
65-74 years	441   9%	0   0%	62   22%	21   28%
75-84 years	219   4%	0   0%	62   22%	19   26%
85+ years	75   1%	1   7%	29   10%	15   20%
Unknown	18   0%	0   0%	0   0%	0   0%
<b>Total</b>	<b>5,114</b>	<b>15</b>	<b>279</b>	<b>74</b>

**Hospitalization** counts include anyone who was hospitalized at some point during their illness. It does not reflect the number of people currently hospitalized.  
**Other race** includes any person with a race of American Indian/Alaskan native, Asian, native Hawaiian/Pacific Islander, or other.

# COVID-19: summary for Bay County

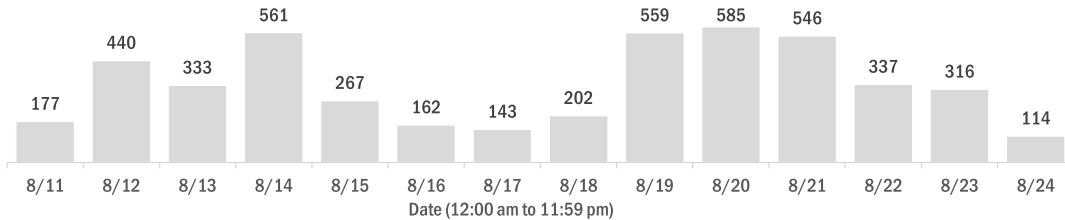
Data through Aug 24, 2020 verified as of Aug 25, 2020 at 09:25 AM

Data in this report are provisional and subject to change.

## Laboratory testing for Florida residents over the past 2 weeks

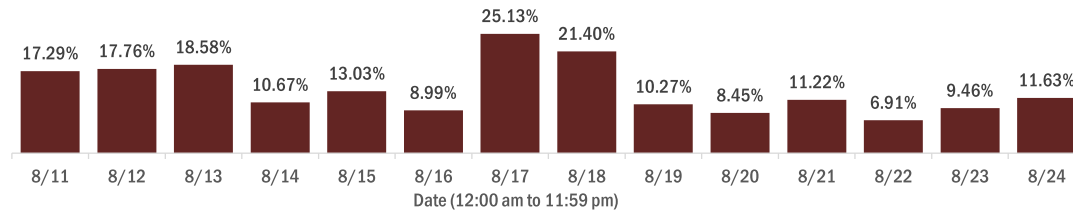
### Number of Florida residents who tested negative per day

These counts include the number of people for whom the Department received negative PCR or antigen laboratory results by day. People who tested negative on multiple days will be included once for each day they are tested. Negative results for persons who has previously tested positive are excluded.



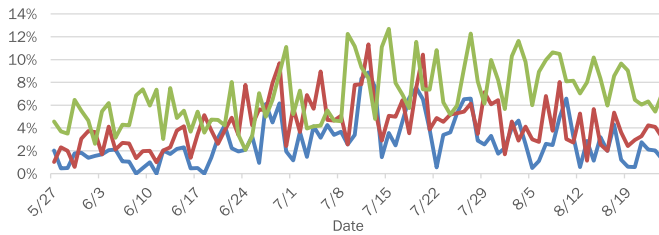
### Percent positivity for new cases in Florida residents

These counts include the number of Florida residents for whom the department received PCR or antigen laboratory results by day. This percent is the number of people who test positive for the first time divided by all the people tested that day, excluding people who have previously tested positive.

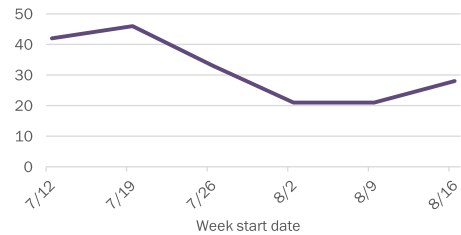


## Emergency department (ED) and freestanding ED (FSED) chief complaint and admission data for Bay County

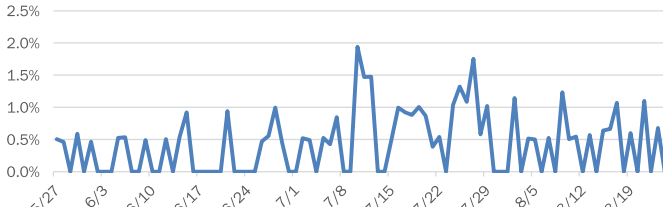
Daily percent of ED visits mentioning cough, fever, or shortness of breath



Weekly count of ED and FSED visits for influenza-like illness



Daily percent of ED visits resulting in cough-associated admissions



Weekly count of ED and FSED visits for COVID-like illness

