

COVID-19: summary for Bay County

Data through Jul 1, 2020 verified as of Jul 2, 2020 at 09:25 AM

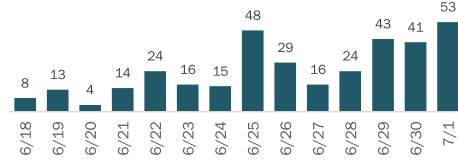
Data in this report are provisional and subject to change.

Cases: people with positive PCR or antigen test result

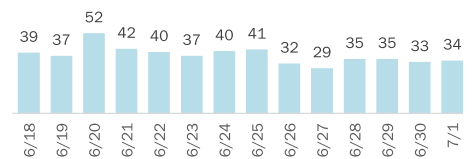
Total cases	581
Florida residents	549
Non-Florida residents	32
Gender for Florida residents	
Men	260
Women	289
Unknown	0
Age for Florida residents	
Range	0 - 93
Median age	38

Cases in Florida residents by date case confirmed

Cases



Median age



Race, ethnicity	Cases	Hospitalizations	Deaths
White	385	26	4
Hispanic	102	8	0
Non-Hispanic	273	17	4
Unknown ethnicity	10	1	0
Black	59	5	0
Hispanic	0	0	0
Non-Hispanic	49	5	0
Unknown ethnicity	10	0	0
Other	30	5	1
Hispanic	15	5	1
Non-Hispanic	12	0	0
Unknown ethnicity	3	0	0
Unknown race	75	1	0
Hispanic	1	0	0
Non-Hispanic	2	1	0
Unknown ethnicity	72	0	0
Total	549	37	5

Outcomes for Florida residents

Bay	
Hospitalizations	37 (7% of all cases)
Deaths	5 (1% of all cases)

Statewide

Hospitalizations	15,150 (9% of all cases)
Deaths	3,617 (2% of all cases)

Cases in facility staff/residents

Bay	
Long-term care	45 (8% of all cases)
Correctional	4 (1% of all cases)

Statewide

Long-term care	13,943 (8% of all cases)
Correctional	3,886 (2% of all cases)

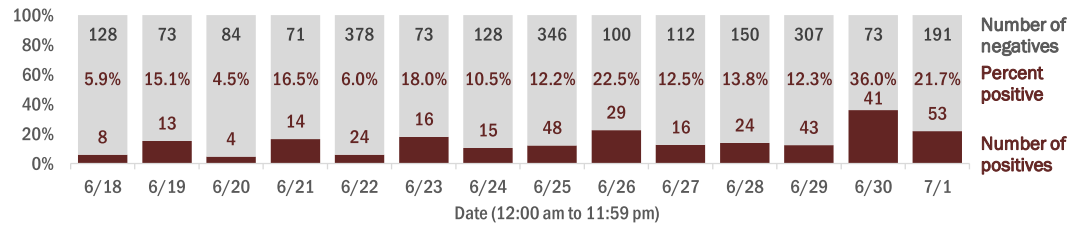
Hospitalization counts include anyone who was hospitalized at some point during their illness. It does not reflect the number of people currently hospitalized.

Other race includes any person with a race of American Indian/Alaskan native, Asian, native Hawaiian/Pacific Islander, or other.

Laboratory testing for Florida residents and non-Florida residents over the past 2 weeks

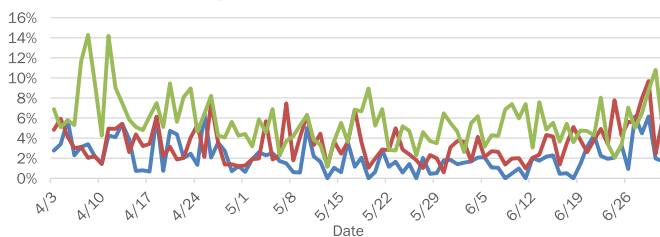
Number and percent of positive labs

These counts include the number of people for whom the department received PCR or antigen laboratory results by day. This percent is the number of people who test positive for the first time divided by all the people tested that day, excluding people who have previously tested positive.

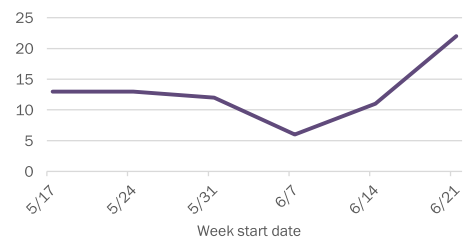


Emergency department (ED) and freestanding ED (FSED) chief complaint and admission data for Bay County

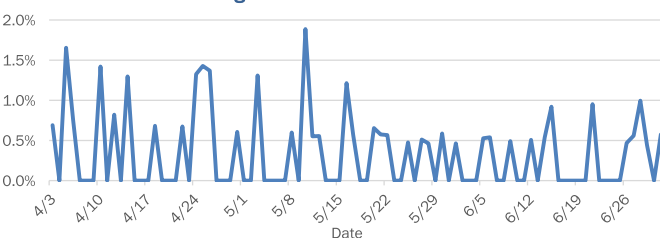
Daily percent of ED visits mentioning cough, fever, or shortness of breath



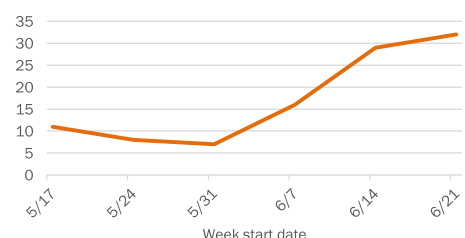
Weekly count of ED and FSED visits for influenza-like illness



Daily percent of ED visits resulting in cough-associated admissions



Weekly count of ED and FSED visits for COVID-like illness



The Electronic Surveillance System for the Early Notification of Community-Based Epidemics (ESSENCE-FL) includes chief complaint data from 211 of 212 Florida EDs and 77 of 80 Florida FSEDs. Data are transmitted electronically to ESSENCE-FL daily or hourly.