

July 19, 2020

DEPARTMENT OF HEALTH IN BAY COUNTY PROVIDES COVID-19 UPDATE, ANNOUNCES 149 CONFIRMED CASES OF COVID-19



Contact:

Heather Kretzer

Heather.Kretzer@FLHealth.gov

850-527-8715

Panama City, Fla.— The Florida Department of Health in Bay County (DOH-Bay) confirmed today that a 91-year-old Bay County man, diagnosed with COVID-19 June 28 passed away. He is the ninth Bay County resident to die from COVID-19, the novel coronavirus.

DOH-Bay offers condolences to the latest victim's family and will continue to work diligently with our community partners to prevent the spread of COVID-19.

The Florida Department of Health in Bay County (DOH-Bay) received confirmation of 149 additional cases of COVID-19. According to the Agency for Health Care Administration as of 10 a.m. today there are 79 persons in Bay County hospitals with COVID-19.

Bay County's total case count is at 2,000 including 1,945 residents and 55 non-residents. Nine Bay County residents have died from COVID-19. Bay County's overall COVID-19 positive testing rate is 11 percent. Of the 18,327 tests processed, 16,302 tests are negative.

The age range for Bay County residents testing positive for COVID-19 for July 12 is 0-4 years (3), 5-14 years (1), 15-24 years (18), 25-34 (38), 35-44 (30), 45-54 (27), 55-64 (15), 65-74 (10), 75-84 (3), and 85+ (1). There are three non-Florida resident cases.

Cities of Bay County cases based on patient's ZIP Code: Panama City (1,341), Panama City Beach (270), Lynn Haven (200), Youngstown (37), Southport (36), Missing (18), Fountain (19), Callaway (10), Tyndall Air Force Base (7), Inlet Beach (2), Mexico Beach (2), Bayou George (1), Parker (1), Seacrest (1), and Watersound (1).

Data is preliminary and subject to change based on public health investigations.

COVID-19 Question of the Day

What does the percent positivity for new cases represent?

These counts include the number of people for whom the department received PCR or antigen laboratory results by day. This percent is the number of people who test positive for the first time divided by all the people tested that day, excluding people who have previously tested positive.

Prevention

Protect the vulnerable by avoiding the Three Cs: Closed Spaces, Crowded Places and Close-Contact Settings and by wearing a mask in public:

1. **Closed Spaces.** Avoid closed spaces with poor ventilation that could allow contagious droplets to linger in the air.
2. **Crowded Places.** Avoid crowded places with many people nearby; the greater the number of individuals in an area, the greater the chances of COVID-19 spreading from person-to-person.
3. **Close-Contact Settings.** Avoid close-range conversations and stay at least six-feet from others.

Testing

DOH-Bay is testing anyone with symptoms of COVID-19. For screening, please call DOH-Bay at (850) 872-4455 from 8 a.m. to 5 p.m. Monday through Friday and follow the prompts. Testing is by appointment only. Symptoms of COVID-19 include fever, cough, shortness of breath, chills, muscle pain, new loss of taste or smell, vomiting or diarrhea, and/or sore throat. The CDC has a symptom checker available at [CDC.gov/coronavirus](https://www.cdc.gov/coronavirus). For additional testing options and information, visit [Bay.FloridaHealth.gov](https://www.bay.floridahealth.gov).

DOH-Bay Test Results

Phone: Call (850) 872-4455 and follow the prompts to COVID test results prompts and request the status with the representative. You will be provided with the option to obtain your results in person (if negative) or electronically (negative or positive).

Office: If you come to our office, do not get out of your car. Please call (850) 872-4455 and follow the COVID test results prompts. Please let us know you are in the parking lot and we will deliver your results to you in your vehicle.

Email: You can make your request by emailing baymedicalrecords@flhealth.gov. After you complete the authorization form, you will need to respond with a picture of your photo ID and we will send your result to you via an encrypted email. The email must be viewed on a desktop or laptop PC as the encryption is not mobile friendly.

Additional Data

The state provides a report detailing surveillance data for every Florida county, which is available [here](#).

In order to make the daily COVID-19 report easier to download and more accessible, the daily report will now separate case line data in a separate PDF. Both reports will continue to be updated daily. The case line data report is available [here](#).

Florida long-term care facility data:

- The list of long-term care facilities with active COVID-19 cases is available [here](#).
- The list of long-term care facilities with deaths is available [here](#), which is updated weekly.

The antibody COVID-19 test results report will be provided once a week and contains county, race and lab information on antibody COVID-19 tests conducted in Florida. The report for antibody tests conducted by private health care providers is available [here](#) and the report for antibody tests conducted at state-supported COVID-19 testing sites is available [here](#).

The Agency for Health Care Administration added an additional tab to the [Hospital Bed Capacity Dashboard](#) to reflect hospitalizations with the primary diagnosis of COVID-19.

More information on a case-by-case basis can also be found [here](#).

For more Information on COVID-19

For text alert updates from the Florida Department of Health in Bay County, text "bayhealth" to 888-777. For additional information specific to Bay County, visit <http://bay.floridahealth.gov/> or BayHealthCOVID19.com. Contact the Citizens Information Center seven days a week from 10 a.m. to 6 p.m. at (850) 248-6090, or email ask@baycountyfl.gov.

To find the most up-to-date information and guidance on COVID-19, please visit the Department of Health's dedicated COVID-19 website at [FloridaHealthCOVID19.gov](https://www.floridahealth.gov/covid-19). For any other questions related to COVID-19 in Florida, call (866) 779-6121. The Call Center is available 24 hours per day or email COVID-19@flhealth.gov.

The free *StrongerThanC19* app is available to both iOS and Android users and can be downloaded from the Apple or Google app stores. The *StrongerThanC19* app and [website](#) are designed to gather information to help the Department of Health track and slow the spread of COVID-19 in Florida; they are not intended to be used as a symptom checker designed to dispense medical advice.

###

About the Florida Department of Health

The department, nationally accredited by the Public Health Accreditation Board, works to protect, promote and improve the health of all people in Florida through integrated state, county and community efforts. Follow us on Facebook, Instagram and Twitter at @HealthyFla. For more information about the Florida Department of Health, please visit www.FloridaHealth.gov .

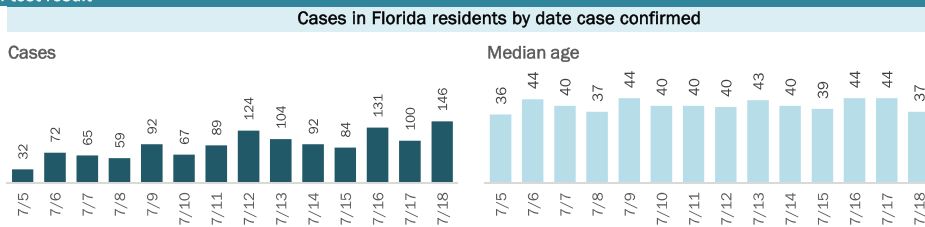
COVID-19: summary for Bay County

Data through Jul 18, 2020 verified as of Jul 19, 2020 at 08:55 AM

Data in this report are provisional and subject to change.

Cases: people with positive PCR or antigen test result

Total cases	2,000
Florida residents	1,945
Non-Florida residents	55
Gender for Florida residents	
Men	890
Women	1,050
Unknown	5
Age for Florida residents	
Range	0 - 96
Median age	39



Race, ethnicity	Cases	Hospitalizations	Deaths
White	1,095 (56%)	41 (68%)	7 (78%)
Hispanic	153 (8%)	8 (13%)	0 (0%)
Non-Hispanic	905 (47%)	31 (52%)	7 (78%)
Unknown ethnicity	37 (2%)	2 (3%)	0 (0%)
Black	218 (11%)	8 (13%)	0 (0%)
Hispanic	0 (0%)	0 (0%)	0 (0%)
Non-Hispanic	196 (10%)	8 (13%)	0 (0%)
Unknown ethnicity	22 (1%)	0 (0%)	0 (0%)
Other	110 (6%)	9 (15%)	1 (11%)
Hispanic	27 (1%)	5 (8%)	1 (11%)
Non-Hispanic	62 (3%)	4 (7%)	0 (0%)
Unknown ethnicity	21 (1%)	0 (0%)	0 (0%)
Unknown race	522 (27%)	2 (3%)	1 (11%)
Hispanic	6 (0%)	1 (2%)	0 (0%)
Non-Hispanic	21 (1%)	1 (2%)	0 (0%)
Unknown ethnicity	495 (25%)	0 (0%)	1 (11%)
Total	1,945	60	9

Outcomes for Florida residents

Bay	
Hospitalizations	60 (3% of all cases)
Deaths	9 (0% of all cases)
New deaths	1

Statewide

Hospitalizations	20,971 (6% of all cases)
Deaths	4,982 (1% of all cases)
New deaths	87

New deaths are those identified since last report.

Cases in facility staff/residents

Bay	
Long-term care	73 (4% of all cases)
Correctional	31 (2% of all cases)

Statewide

Long-term care	19,711 (6% of all cases)
Correctional	6,115 (2% of all cases)

Age group	All cases	New cases (7/18)	Hospitalizations	Deaths
0-4 years	28 (1%)	3 (2%)	0 (0%)	0 (0%)
5-14 years	37 (2%)	1 (1%)	0 (0%)	0 (0%)
15-24 years	328 (17%)	18 (12%)	1 (2%)	0 (0%)
25-34 years	410 (21%)	38 (26%)	4 (7%)	0 (0%)
35-44 years	343 (18%)	30 (21%)	8 (13%)	0 (0%)
45-54 years	335 (17%)	27 (18%)	12 (20%)	1 (11%)
55-64 years	251 (13%)	15 (10%)	9 (15%)	1 (11%)
65-74 years	135 (7%)	10 (7%)	10 (17%)	1 (11%)
75-84 years	58 (3%)	3 (2%)	13 (22%)	4 (44%)
85+ years	20 (1%)	1 (1%)	3 (5%)	2 (22%)
Unknown	0 (0%)	0 (0%)	0 (0%)	0 (0%)
Total	1,945	146	60	9

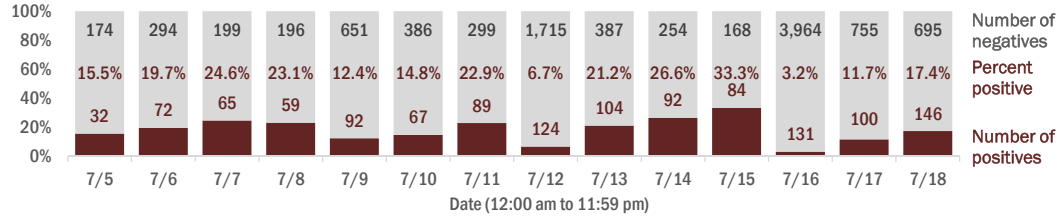
Hospitalization counts include anyone who was hospitalized at some point during their illness. It does not reflect the number of people currently hospitalized.

Other race includes any person with a race of American Indian/Alaskan native, Asian, native Hawaiian/Pacific Islander, or other.

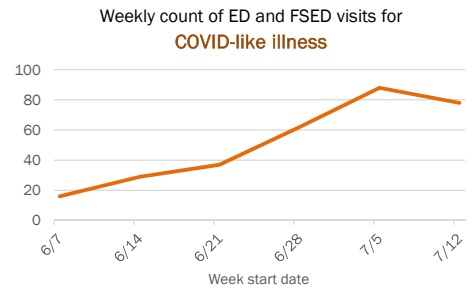
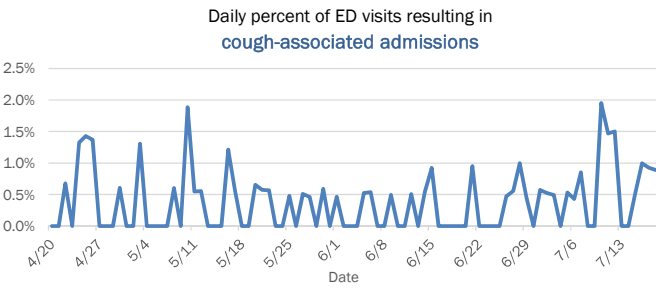
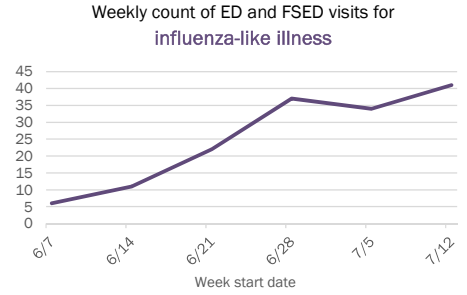
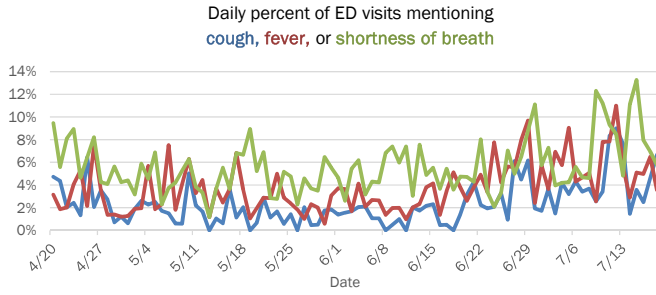
Laboratory testing for Florida residents and non-Florida residents over the past 2 weeks

Percent positivity for new cases

These counts include the number of people for whom the department received PCR or antigen laboratory results by day. This percent is the number of people who test positive for the first time divided by all the people tested that day, excluding people who have previously tested positive.



Emergency department (ED) and freestanding ED (FSED) chief complaint and admission data for Bay County



The Electronic Surveillance System for the Early Notification of Community-Based Epidemics (ESSENCE-FL) includes chief complaint data from 211 of 212 Florida EDs and 77 of 80 Florida FSEDs. Data are transmitted electronically to ESSENCE-FL daily or hourly.